



Introduction to the Five Senses

Welcome to this interactive worksheet, designed for 4-year-old students to explore the five senses through play-based activities. This worksheet is tailored to meet the needs of diverse learners, providing differentiated activities for mixed-ability groups.

The five senses are an essential part of our daily lives, and understanding them is crucial for our overall development. In this worksheet, we will delve into each sense, exploring its unique characteristics and how it helps us interact with the world around us.

Sense Sorting Activity


Sort the following pictures into the correct sense category (sight, sound, touch, taste, smell)

- A picture of an apple (taste)
- A picture of a cat (sight)
- A picture of a drum (sound)
- A picture of a flower (smell)
- A picture of a ball (touch)

Sensory Bin Exploration

Describe the texture of the following objects:


- A soft toy
- A rough stone
- A smooth ball



Taste Test

Taste the following foods and describe their flavors:

- A sweet cookie
- A salty cracker
- A sour lemon



Sound Scavenger Hunt

Find objects in the classroom that make the following sounds:


- A bell ringing
- A dog barking
- A bird chirping



Smell Sorting

Sort the following objects into the correct smell category (sweet, sour, salty)


- A rose (sweet)
- A lemon (sour)
- A piece of bread (salty)



Sense Charades

Act out the following senses without speaking:


- Tasting a sour lemon
- Hearing a loud noise
- Feeling a soft texture



Sense Journal

Draw a picture of your favorite sense and write a short sentence about why you like it.

Individual Reflection:



Sense-themed Art

Create a piece of art that represents one of the senses (e.g., a painting of a sunset for sight, a collage of different textures for touch)

[Space for creative work]

Sense-themed Writing

Write a short story or poem about one of the senses (e.g., a story about a character who loves to listen to music for sound)

Sense Review


Review the five senses and match the following words to the correct sense:

- See (sight)
- Hear (sound)
- Feel (touch)
- Taste (taste)
- Smell (smell)

Sense Exploration Stations

Set up stations for each sense and have students rotate through to explore:


- Sight: Look at different colors, shapes, and textures
- Sound: Listen to various sounds, such as music or nature sounds
- Touch: Feel different textures, such as sandpaper or velvet
- Taste: Taste different flavors, such as sweet or salty
- Smell: Smell different scents, such as flowers or essential oils



Sense-themed Games

Play games that incorporate the senses, such as:


- Simon Says (touch)
- Red Light, Green Light (sight)
- Telephone (sound)



Sense-themed Crafts

Create crafts that incorporate the senses, such as:


- Collage (sight)
- Playdough (touch)
- Homemade instruments (sound)



Sense-themed Snacks

Prepare snacks that incorporate the senses, such as:


- Fruit salad (taste)
- Cheese and crackers (taste)
- Popcorn (smell)



Sense-themed Story Time

Read stories that incorporate the senses, such as:


- "The Very Hungry Caterpillar" (taste)
- "Brown Bear, Brown Bear, What Do You See?" (sight)
- "The Listening Walk" (sound)



Sense-themed Movement

Engage in movement activities that incorporate the senses, such as:


- Dance party (sound)
- Simon Says (touch)
- Red Light, Green Light (sight)



Sense-themed Science Experiments

Conduct science experiments that incorporate the senses, such as:


- Homemade lava lamp (sight)
- Slime making (touch)
- Baking soda volcano (smell)



Sense-themed Math

Engage in math activities that incorporate the senses, such as:


- Counting blocks (touch)
- Measuring ingredients (taste)
- Pattern blocks (sight)



Sense-themed Language

Engage in language activities that incorporate the senses, such as:


- Describing a picture (sight)
- Writing a recipe (taste)
- Creating a word search (sound)



Sense-themed Social Studies

Engage in social studies activities that incorporate the senses, such as:


- Mapping a neighborhood (sight)
- Creating a cultural dish (taste)
- Listening to traditional music (sound)



Sense-themed Assessment

Assess student understanding of the senses through activities such as:


- Quizzes (sight)
- Class discussions (sound)
- Hands-on activities (touch)



Sense-themed Extension

Extend student learning of the senses through activities such as:

- Guest speakers (sound)
- Field trips (sight)
- Independent projects (touch)





Introduction to the Five Senses

Welcome to this interactive worksheet, designed for 4-year-old students to explore the five senses through play-based activities. This worksheet is tailored to meet the needs of diverse learners, providing differentiated activities for mixed-ability groups.

The five senses are an essential part of our daily lives, and understanding them is crucial for our overall development. In this worksheet, we will delve into each sense, exploring its unique characteristics and how it helps us interact with the world around us.

Sense Sorting Activity

Sort the following pictures into the correct sense category (sight, sound, touch, taste, smell)

- A picture of an apple (taste)
- A picture of a cat (sight)
- A picture of a drum (sound)
- A picture of a flower (smell)
- A picture of a ball (touch)

Sensory Bin Exploration

Describe the texture of the following objects:


- A soft toy
- A rough stone
- A smooth ball



Taste Test

Taste the following foods and describe their flavors:

- A sweet cookie
- A salty cracker
- A sour lemon



Sound Scavenger Hunt

Find objects in the classroom that make the following sounds:


- A bell ringing
- A dog barking
- A bird chirping



Smell Sorting

Sort the following objects into the correct smell category (sweet, sour, salty)


- A rose (sweet)
- A lemon (sour)
- A piece of bread (salty)



Sense Charades

Act out the following senses without speaking:

- Tasting a sour lemon
- Hearing a loud noise
- Feeling a soft texture



Sense Journal

Draw a picture of your favorite sense and write a short sentence about why you like it.

Individual Reflection:



Sense-themed Art

Create a piece of art that represents one of the senses (e.g., a painting of a sunset for sight, a collage of different textures for touch)

[Space for creative work]

Sense-themed Writing

Write a short story or poem about one of the senses (e.g., a story about a character who loves to listen to music for sound)

Sense Review

Review the five senses and match the following words to the correct sense:

- See (sight)
- Hear (sound)
- Feel (touch)
- Taste (taste)
- Smell (smell)

