



## Introduction to Advanced Reading Comprehension

*Welcome to this advanced reading comprehension lesson, designed specifically for English Language Learners (ELL) students. In this lesson, we will focus on building vocabulary and using contextual clues to improve reading comprehension skills.*

As an ELL student, it is essential to develop these skills to succeed in academic and professional settings. Reading comprehension is a critical skill that enables you to understand and interpret written texts, and it is a fundamental component of academic success.

## Vocabulary Building Strategies

*To build vocabulary, it is crucial to understand the different strategies that can help you decode unfamiliar words. Here are some key strategies to keep in mind:*

1. **Prefixes and Suffixes:** Many words have prefixes and suffixes that can help you understand their meaning. For example, the prefix "un-" means "not" or "opposite of."
2. **Contextual Clues:** Contextual clues are hints or suggestions in the text that can help you understand the meaning of a word or phrase.
3. **Word Roots:** Word roots are the basic words from which other words are derived. For example, the word "port" is derived from the Latin word "portare," which means "to carry."

## Activity 1: Vocabulary Building Exercise

Match the following words with their meanings:

Word	Meaning
Perspicacious	
Ennui	
Fastidious	
Debilitate	

## Contextual Clues

Contextual clues are essential in reading comprehension. Here are some examples of contextual clues:

1. **Synonyms:** Words that have the same meaning as the unknown word.
2. **Antonyms:** Words that have the opposite meaning of the unknown word.
3. **Examples:** Examples or illustrations that can help you understand the meaning of the unknown word.

## Activity 2: Contextual Clues Exercise

Read the following passage and identify the contextual clues that help you understand the meaning of the word "perspicacious":

"The detective was perspicacious and noticed the small details that others missed."

## Lectocomprensión for Spanish Speakers

As a Spanish speaker, you may find it helpful to use lectocomprensión strategies to improve your reading comprehension. Here are some tips:

1. **Bilingual Resources:** Use bilingual resources such as dictionaries and glossaries to help you understand unfamiliar words.
2. **Native Language Support:** Use your native language to support your understanding of English texts.
3. **Visual Aids:** Use visual aids such as diagrams and charts to help you understand complex concepts.

### Activity 3: Lectocomprensión Exercise

*Read the following passage in Spanish and translate it into English:*

"La detective era perspicaz y notó los detalles pequeños que otros pasaban por alto."

### Reading Comprehension Strategies

*To improve your reading comprehension, it is essential to use strategies such as:*

1. **Main Idea:** Identify the main idea of the text.
2. **Supporting Details:** Identify the supporting details that help you understand the main idea.
3. **Inferences:** Make inferences based on the text.

## Activity 4: Reading Comprehension Exercise

Read the following passage and answer the questions:

"The city of Paris is known for its beautiful architecture and rich history. The Eiffel Tower, built in 1889, is one of the most famous landmarks in the world."

1. What is the main idea of the passage?
2. What are the supporting details that help you understand the main idea?
3. What can you infer about the city of Paris based on the passage?

## Vocabulary in Context


Vocabulary in context is essential in reading comprehension. Here are some examples:

1. **Word Choice:** Choose words that are relevant to the context.
2. **Connotation:** Understand the connotation of words.
3. **Denotation:** Understand the denotation of words.

## Activity 5: Vocabulary in Context Exercise

Read the following passage and identify the words that are used in context:


"The teacher was very strict and never tolerated any nonsense in the classroom."



## Graphic Organizers


Graphic organizers can help you visualize the relationships between vocabulary, contextual clues, and reading comprehension. Here are some examples:

1. **Venn Diagrams:** Use Venn diagrams to compare and contrast ideas.
2. **Concept Maps:** Use concept maps to visualize relationships between ideas.
3. **Flowcharts:** Use flowcharts to illustrate the sequence of events.



## Activity 6: Graphic Organizer Exercise


Create a graphic organizer to illustrate the relationships between vocabulary, contextual clues, and reading comprehension.



## Reading Comprehension Questions

Here are some reading comprehension questions to help you practice your skills:

1. What is the main idea of the passage?
2. What are the supporting details that help you understand the main idea?
3. What can you infer about the author's purpose based on the passage?



## Answer Key

Here are the answers to the activities and exercises:

1. Vocabulary Building Exercise:
  - Perspicacious: having a keen understanding and insight
  - Ennui: a feeling of listlessness and boredom
  - Fastidious: meticulous and demanding in one's standards
  - Debilitate: to weaken or impair
2. Contextual Clues Exercise:
  - The word "perspicacious" is used in the context of the detective noticing small details.
3. Lectocomprensión Exercise:
  - The translation of the passage is: "The detective was perspicacious and noticed the small details that others missed."
4. Reading Comprehension Exercise:
  - The main idea of the passage is that the city of Paris is known for its beautiful architecture and rich history.
  - The supporting details are the Eiffel Tower and the fact that it was built in 1889.
  - You can infer that the city of Paris is a popular tourist destination.
5. Vocabulary in Context Exercise:
  - The words "strict" and "nonsense" are used in context to describe the teacher's behavior.
6. Graphic Organizer Exercise:
  - The graphic organizer should illustrate the relationships between vocabulary, contextual clues, and reading comprehension.

## Conclusion

*In conclusion, advanced reading comprehension methods are essential for ELL students to succeed in academic and professional settings. By using vocabulary building strategies, contextual clues, and lectocomprensión strategies, you can improve your reading comprehension skills and achieve your goals.*

Remember to practice regularly and use graphic organizers to visualize the relationships between vocabulary, contextual clues, and reading comprehension. Good luck!



## Advanced Concepts

As you progress in your reading comprehension journey, it's essential to explore advanced concepts that can help you deepen your understanding of complex texts. One such concept is the use of rhetorical devices, which authors employ to convey meaning and create a specific tone or atmosphere. Examples of rhetorical devices include metaphors, similes, allusions, and symbolism.

### Case Study: Analyzing Rhetorical Devices in Literature

In F. Scott Fitzgerald's novel "The Great Gatsby," the author uses a range of rhetorical devices to explore themes of wealth, class, and the American Dream. For example, the green light across the water is a symbol of the elusive and often unattainable nature of the American Dream. By analyzing these devices, readers can gain a deeper understanding of the novel's themes and characters.

#### Activity: Identifying Rhetorical Devices

Read the following passage and identify the rhetorical devices used by the author: "The city was a beast that swallowed you whole, its streets a labyrinth of wonder and despair." What devices can you identify, and how do they contribute to the overall tone and meaning of the passage?

## Critical Thinking and Analysis

Critical thinking and analysis are essential skills for reading comprehension, as they enable you to evaluate information, identify patterns and relationships, and make informed decisions. To develop these skills, it's crucial to practice active reading, which involves engaging with the text, asking questions, and making connections to your own experiences and knowledge.

### Example: Active Reading Strategies

When reading a complex text, try using the following active reading strategies: underline or highlight important phrases, ask questions about the text, and make connections to your own experiences or prior knowledge. By using these strategies, you can deepen your understanding of the text and develop your critical thinking and analysis skills.

#### Group Activity: Critical Thinking and Analysis

Divide into small groups and read the following passage: "The impact of climate change on global food systems is a pressing concern, with rising temperatures and changing precipitation patterns affecting crop yields and food security." Discuss the following questions: What are the main points of the passage? What are the implications of climate change on food systems? What actions can be taken to mitigate these effects?

Copyright 2024 Planit Teachers. All rights reserved.

## Reading Comprehension in Different Subjects

Reading comprehension is not limited to one subject area; it's a skill that can be applied across various disciplines, including science, history, and literature. In science, reading comprehension involves understanding complex concepts, such as scientific theories and experiments. In history, it involves analyzing primary sources and understanding the context of historical events.

### Case Study: Reading Comprehension in Science

In a science textbook, you may come across a passage describing the process of photosynthesis. To comprehend this passage, you need to understand the scientific vocabulary, the process of photosynthesis, and the importance of this process in the natural world.

By applying reading comprehension strategies, such as identifying main ideas and supporting details, you can deepen your understanding of scientific concepts.

### Reflection: Reading Comprehension in Different Subjects

Reflect on your own experiences with reading comprehension in different subjects. How do you approach reading in science, history, or literature? What strategies do you use to comprehend complex texts in these subjects? How can you apply the reading comprehension strategies learned in this course to improve your understanding of texts in different subjects?

### Technology and Reading Comprehension

Technology has transformed the way we read and comprehend texts. With the rise of digital media, readers can access a vast array of texts, including e-books, articles, and online resources. However, technology also presents challenges, such as distractions, information overload, and the need for critical evaluation of online sources.

#### Example: Using Technology to Enhance Reading Comprehension

There are various digital tools and apps that can enhance reading comprehension, such as text-to-speech software, reading apps, and online resources that provide summaries and analysis of complex texts. By leveraging these tools, readers can improve their comprehension of digital texts and develop their critical thinking and analysis skills.

#### Activity: Evaluating Online Sources

Evaluate the following online sources: a news article, a blog post, and a social media post. What are the characteristics of each source? How can you determine the credibility and reliability of each source? What strategies can you use to critically evaluate online sources and avoid misinformation?

### Assessment and Evaluation

Assessment and evaluation are crucial components of reading comprehension, as they enable teachers to measure student progress, identify areas of improvement, and adjust instruction to meet the needs of their students. There are various assessment strategies, including quizzes, tests, and project-based assessments, that can be used to evaluate reading comprehension.

#### Case Study: Assessing Reading Comprehension

Copyright 2024 Planet Teachers. All rights reserved.

A teacher wants to assess her students' reading comprehension of a complex text. She decides to use a combination of assessment strategies, including a quiz, a class discussion, and a written reflection. By using these strategies, she can gain a comprehensive understanding of her students' reading comprehension skills and identify areas where they need additional support.

#### Group Activity: Designing Assessments

Divide into small groups and design an assessment to evaluate reading comprehension of a complex text. What assessment strategies will you use? How will you ensure that your assessment is valid and reliable? What criteria will you use to evaluate student performance?

## Conclusion and Future Directions

In conclusion, reading comprehension is a complex and multifaceted skill that requires practice, patience, and persistence. By applying the strategies and techniques learned in this course, readers can improve their comprehension of complex texts and develop their critical thinking and analysis skills. As you continue on your reading comprehension journey, remember to stay curious, keep practicing, and explore new texts and subjects.

### Reflection: Future Directions

Reflect on your own reading comprehension journey. What have you learned in this course? What strategies and techniques have you found most helpful? What are your goals for future reading comprehension, and how will you achieve them? What role will technology play in your future reading comprehension, and how will you leverage digital tools to enhance your skills?

### Activity: Creating a Reading Plan

Create a reading plan that outlines your goals, strategies, and timeline for improving your reading comprehension. What texts will you read? What strategies will you use to comprehend complex texts? How will you evaluate your progress and adjust your plan as needed?



**PLANIT**  
TEACHERS

**Advanced Reading Comprehension Methods for ELL Students**

Copyright 2024 Planit Teachers. All rights reserved.

### Introduction to Advanced Reading Comprehension

*Welcome to this advanced reading comprehension lesson, designed specifically for English Language Learners (ELL) students. In this lesson, we will focus on building vocabulary and using contextual clues to improve reading comprehension skills.*

As an ELL student, it is essential to develop these skills to succeed in academic and professional settings. Reading comprehension is a critical skill that enables you to understand and interpret written texts, and it is a fundamental component of academic success.

## Vocabulary Building Strategies

*To build vocabulary, it is crucial to understand the different strategies that can help you decode unfamiliar words. Here are some key strategies to keep in mind:*

1. **Prefixes and Suffixes:** Many words have prefixes and suffixes that can help you understand their meaning. For example, the prefix "un-" means "not" or "opposite of."
2. **Contextual Clues:** Contextual clues are hints or suggestions in the text that can help you understand the meaning of a word or phrase.
3. **Word Roots:** Word roots are the basic words from which other words are derived. For example, the word "port" is derived from the Latin word "portare," which means "to carry."

## Activity 1: Vocabulary Building Exercise

Match the following words with their meanings:

Word	Meaning
Perspicacious	
Ennui	
Fastidious	
Debilitate	

## Contextual Clues

Contextual clues are essential in reading comprehension. Here are some examples of contextual clues:

1. **Synonyms:** Words that have the same meaning as the unknown word.
2. **Antonyms:** Words that have the opposite meaning of the unknown word.
3. **Examples:** Examples or illustrations that can help you understand the meaning of the unknown word.

## Activity 2: Contextual Clues Exercise

Read the following passage and identify the contextual clues that help you understand the meaning of the word "perspicacious":

"The detective was perspicacious and noticed the small details that others missed."

## Lectocomprensión for Spanish Speakers

As a Spanish speaker, you may find it helpful to use lectocomprensión strategies to improve your reading comprehension. Here are some tips:

1. **Bilingual Resources:** Use bilingual resources such as dictionaries and glossaries to help you understand unfamiliar words.
2. **Native Language Support:** Use your native language to support your understanding of English texts.
3. **Visual Aids:** Use visual aids such as diagrams and charts to help you understand complex concepts.

### Activity 3: Lectocomprensión Exercise

*Read the following passage in Spanish and translate it into English:*

"La detective era perspicaz y notó los detalles pequeños que otros pasaban por alto."

### Reading Comprehension Strategies

*To improve your reading comprehension, it is essential to use strategies such as:*

1. **Main Idea:** Identify the main idea of the text.
2. **Supporting Details:** Identify the supporting details that help you understand the main idea.
3. **Inferences:** Make inferences based on the text.

## Activity 4: Reading Comprehension Exercise

*Read the following passage and answer the questions:*

"The city of Paris is known for its beautiful architecture and rich history. The Eiffel Tower, built in 1889, is one of the most famous landmarks in the world."

1. What is the main idea of the passage?
2. What are the supporting details that help you understand the main idea?
3. What can you infer about the city of Paris based on the passage?

## Vocabulary in Context

*Vocabulary in context is essential in reading comprehension. Here are some examples:*


1. **Word Choice:** Choose words that are relevant to the context.
2. **Connotation:** Understand the connotation of words.
3. **Denotation:** Understand the denotation of words.



## Activity 5: Vocabulary in Context Exercise

Read the following passage and identify the words that are used in context:


"The teacher was very strict and never tolerated any nonsense in the classroom."



## Graphic Organizers


Graphic organizers can help you visualize the relationships between vocabulary, contextual clues, and reading comprehension. Here are some examples:

1. **Venn Diagrams:** Use Venn diagrams to compare and contrast ideas.
2. **Concept Maps:** Use concept maps to visualize relationships between ideas.
3. **Flowcharts:** Use flowcharts to illustrate the sequence of events.



## Activity 6: Graphic Organizer Exercise


Create a graphic organizer to illustrate the relationships between vocabulary, contextual clues, and reading comprehension.



## Reading Comprehension Questions

Here are some reading comprehension questions to help you practice your skills:

1. What is the main idea of the passage?
2. What are the supporting details that help you understand the main idea?
3. What can you infer about the author's purpose based on the passage?



## Answer Key

Here are the answers to the activities and exercises:

1. Vocabulary Building Exercise:
  - Perspicacious: having a keen understanding and insight
  - Ennui: a feeling of listlessness and boredom
  - Fastidious: meticulous and demanding in one's standards
  - Debilitate: to weaken or impair
2. Contextual Clues Exercise:
  - The word "perspicacious" is used in the context of the detective noticing small details.
3. Lectocomprensión Exercise:
  - The translation of the passage is: "The detective was perspicacious and noticed the small details that others missed."
4. Reading Comprehension Exercise:
  - The main idea of the passage is that the city of Paris is known for its beautiful architecture and rich history.
  - The supporting details are the Eiffel Tower and the fact that it was built in 1889.
  - You can infer that the city of Paris is a popular tourist destination.
5. Vocabulary in Context Exercise:
  - The words "strict" and "nonsense" are used in context to describe the teacher's behavior.
6. Graphic Organizer Exercise:
  - The graphic organizer should illustrate the relationships between vocabulary, contextual clues, and reading comprehension.

## Conclusion

*In conclusion, advanced reading comprehension methods are essential for ELL students to succeed in academic and professional settings. By using vocabulary building strategies, contextual clues, and lectocomprensión strategies, you can improve your reading comprehension skills and achieve your goals.*

Remember to practice regularly and use graphic organizers to visualize the relationships between vocabulary, contextual clues, and reading comprehension. Good luck!

