



# Introduction to Argumentative Essay Writing

Student Name: \_\_\_\_\_

Class: \_\_\_\_\_

Due Date: \_\_\_\_\_

## Introduction to Argumentative Essay Writing

**Welcome to the world of argumentative essay writing! As a student in grades 9-12, it is essential to master this skill to articulate your thoughts, opinions, and perspectives on various topics. In this homework assignment, you will learn how to analyze and evaluate different perspectives on a given topic, forming a well-supported argument. The topic for this assignment is: The Impact of Social Media on Teenagers.**

### **Essential Understanding:**

- Definition of argumentative essay writing
- Importance of critical thinking and analysis
- Structure and organization of an argumentative essay
- Effective use of evidence and counterarguments

## Understanding the Topic

Read the topic carefully and understand what is being asked. Make sure you comprehend the different perspectives related to the impact of social media on teenagers. Consider the following questions:

- What are the benefits of social media for teenagers?
- What are the drawbacks of social media for teenagers?
- How does social media affect mental health, relationships, and academic performance?

### Activity 1: Research and Note-Taking (15 minutes)

1. Research the topic using credible sources, such as academic journals, books, and reputable online sources.
2. Take notes on different perspectives related to the impact of social media on teenagers.
3. Organize your findings in a notebook or digital document.

## Developing a Claim

Based on your research, develop a clear and concise claim that states your position on the topic. Consider the following questions:

- What is your stance on the impact of social media on teenagers?
- What evidence supports your claim?
- What counterarguments can you anticipate, and how will you address them?

### Activity 2: Writing a Claim (10 minutes)

1. Write your claim on a separate sheet of paper or digital document.
2. Make sure your claim is specific, arguable, and relevant to the topic.

## Writing the Essay

Write a well-structured argumentative essay, including an introduction, body paragraphs, and a conclusion. Use evidence from your research to support your claim. Consider the following questions:

- What are the main points you want to make in your essay?
- How will you organize your essay to ensure logical flow?
- What evidence will you use to support your claim, and how will you address counterarguments?

### Activity 3: Writing the Essay (30 minutes)

1. Write your essay, using the outline and evidence you have gathered.
2. Make sure your essay is well-organized, logically flows, and is free of grammatical errors.


## Editing and Proofreading

Edit and proofread your essay to ensure it is free of grammatical errors and flows logically. Consider the following questions:

- What are the strengths and weaknesses of your essay?
- How can you improve the clarity, coherence, and logical flow of your essay?
- What changes can you make to enhance the overall quality of your essay?

### Activity 4: Editing and Proofreading (10 minutes)

1. Edit and proofread your essay, making any necessary changes.
2. Check for clarity, coherence, and logical flow.

A large empty rectangular box with a thin black border, intended for the student to perform the editing and proofreading activity.


## Extension Activities

For advanced learners, consider the following extension activities:

- **Debate:** Engage in a debate with a peer or in a small group, presenting your argument and responding to counterarguments.
- **Visual Presentation:** Create a visual presentation, such as an infographic or video, to support your argument.
- **Reflective Journaling:** Write a reflective journal entry, discussing your thought process, challenges, and insights gained during the assignment.

**Choose any combination:**

1. Design and explain a visual aid to support your argument
2. Create a script for a debate or presentation
3. Write a reflective journal entry, discussing your thought process and insights gained



## **Success Criteria**

To achieve success in this assignment, ensure you:

- Develop a clear and concise claim that states your position on the topic.
- Provide evidence from credible sources to support your claim.
- Write a well-structured argumentative essay, including an introduction, body paragraphs, and a conclusion.
- Edit and proofread your essay to ensure it is free of grammatical errors and flows logically.
- Meet the estimated completion time of 45-60 minutes.

### **Essential Understanding:**

- Importance of meeting success criteria
- Consequences of not meeting success criteria
- Strategies for achieving success criteria

## Parent/Guardian Notes

To support your child in completing this assignment:

- Encourage them to ask questions and seek help when needed.
- Provide access to credible sources and research materials.
- Encourage them to use their own words and ideas, rather than copying from others.
- Help them manage their time effectively to meet the estimated completion time.
- Encourage self-assessment and reflection on their thought process and learning.

### Supporting Your Child:

1. How can you support your child in developing a clear and concise claim?
2. What strategies can you use to help your child manage their time effectively?
3. How can you encourage your child to use credible sources and evidence in their essay?

--




# Time Management Guidelines

To manage your time effectively, consider the following guidelines:

- Allocate 15 minutes for research and note-taking.
- Allocate 10 minutes for developing a claim.
- Allocate 30 minutes for writing the essay.
- Allocate 10 minutes for editing and proofreading.
- Take regular breaks to stay focused and avoid fatigue.

## Creating a Time Management Plan:

1. Create a schedule for completing the assignment.
2. Identify potential distractions and develop strategies to avoid them.
3. Use a timer to keep yourself on track and focused.

A large empty rectangular box with a thin black border, intended for a student to create their own time management plan.


## Self-Assessment Opportunities

To reflect on your learning and thought process:

- Take notes on challenges you faced during the assignment.
- Reflect on what you learned about the topic and your own writing skills.
- Identify areas for improvement and develop a plan to address them.
- Seek feedback from peers or teachers to enhance your learning experience.

### Reflecting on Your Learning:

1. Write a reflective journal entry, discussing your thought process and insights gained.
2. Create a self-assessment rubric to evaluate your own work.
3. Develop a plan to address areas for improvement and seek feedback from others.



# Advanced Concepts

As you delve deeper into the world of argumentative essay writing, it's essential to explore advanced concepts that can elevate your writing to the next level. One such concept is the use of rhetorical devices, such as metaphors, similes, and allusions, to add depth and complexity to your arguments. Additionally, understanding the nuances of tone, voice, and audience can help you craft a more persuasive and effective essay.

## Case Study: The Use of Rhetorical Devices in Argumentative Essay Writing

In a recent study, researchers analyzed the use of rhetorical devices in argumentative essays written by high school students. The results showed that students who used rhetorical devices, such as metaphors and allusions, were more likely to receive higher grades and praise from teachers. This highlights the importance of incorporating advanced literary devices into your writing to make it more engaging and persuasive.

## Counterarguments and Refutations

A crucial aspect of argumentative essay writing is addressing counterarguments and refutations. This involves anticipating opposing viewpoints and addressing them in a clear and concise manner. By doing so, you can strengthen your argument and demonstrate a deeper understanding of the topic. It's essential to approach counterarguments with empathy and respect, acknowledging the validity of opposing viewpoints while also presenting evidence to refute them.

## Example: Addressing Counterarguments in an Argumentative Essay

In an essay arguing for the implementation of renewable energy sources, a counterargument might be that the cost of transitioning to renewable energy is too high. To address this counterargument, you could provide evidence of the long-term cost savings of renewable energy, as well as examples of successful implementations in other countries. By acknowledging and refuting the counterargument, you can strengthen your argument and demonstrate a more nuanced understanding of the topic.

## Organization and Structure

The organization and structure of an argumentative essay are critical to its success. A clear and logical structure can help to build a persuasive argument, while a disorganized or confusing structure can undermine even the strongest arguments. It's essential to use transitional phrases and sentences to connect ideas between paragraphs and to use clear and concise headings to guide the reader through the essay.

Practice Questions: Organizing and Structuring an Argumentative Essay

1. What are the key components of a well-structured argumentative essay?
2. How can you use transitional phrases to connect ideas between paragraphs?
3. What are some common mistakes to avoid when organizing and structuring an argumentative essay?

## Style and Tone

The style and tone of an argumentative essay can greatly impact its effectiveness. A clear and concise writing style can help to build credibility and persuade the reader, while a confusing or overly complex style can undermine the argument. It's essential to use a formal tone and avoid using first-person pronouns or contractions. Additionally, using active voice instead of passive voice can help to create a more engaging and persuasive essay.

## Extension Activity: Writing in Different Styles and Tones

1. Write a paragraph arguing for a topic in a formal tone.
2. Write a paragraph arguing for the same topic in an informal tone.
3. Compare and contrast the two paragraphs, discussing the effectiveness of each tone in persuading the reader.

## Conclusion and Final Thoughts

In conclusion, writing an effective argumentative essay requires a deep understanding of the topic, as well as the ability to organize and structure your ideas in a clear and persuasive manner. By incorporating advanced concepts, such as rhetorical devices and counterarguments, and using a clear and concise writing style, you can create a compelling argument that persuades the reader. Remember to always approach the topic with empathy and respect, acknowledging opposing viewpoints and addressing them in a clear and concise manner.

### Final Thoughts: Reflecting on Your Learning

1. What did you learn about argumentative essay writing from this assignment?
2. How can you apply the skills and concepts you learned to future writing assignments?
3. What challenges did you face during the assignment, and how did you overcome them?

## Assessment and Evaluation

Your argumentative essay will be assessed and evaluated based on the following criteria: content, organization, style, and mechanics. The content of your essay should demonstrate a deep understanding of the topic, as well as the ability to organize and structure your ideas in a clear and persuasive manner. The organization of your essay should be logical and easy to follow, with clear and concise headings and transitional phrases. The style of your essay should be formal and engaging, with proper use of tone and voice. Finally, the mechanics of your essay should be sound, with proper grammar, spelling, and punctuation.

### Assessment Rubric: Argumentative Essay

Criteria	Excellent	Good	Fair	Poor
Content	Demonstrates a deep understanding of the topic and presents a clear and persuasive argument.	Demonstrates a good understanding of the topic and presents a clear argument.	Demonstrates a fair understanding of the topic and presents a somewhat clear argument.	Fails to demonstrate an understanding of the topic and presents a weak or unclear argument.
Organization	Is well-organized and easy to follow, with clear and concise headings and transitional phrases.	Is generally well-organized and easy to follow, with some minor issues with headings and transitional phrases.	Is somewhat disorganized and difficult to follow, with some major issues with headings and transitional phrases.	Is poorly organized and difficult to follow, with significant issues with headings and transitional phrases.
Style	Is formal and engaging, with proper	Is generally formal and engaging, with some	Is somewhat informal and unengaging, with	Is poorly written and unengaging, with

	use of tone and voice.	minor issues with tone and voice.	some major issues with tone and voice.	significant issues with tone and voice.
Mechanics	Is free of errors in grammar, spelling, and punctuation.	Has some minor errors in grammar, spelling, and punctuation.	Has some major errors in grammar, spelling, and punctuation.	Has significant errors in grammar, spelling, and punctuation.



# Introduction to Argumentative Essay Writing

Student Name: \_\_\_\_\_

Class: \_\_\_\_\_

Due Date: \_\_\_\_\_

## Introduction to Argumentative Essay Writing

**Welcome to the world of argumentative essay writing! As a student in grades 9-12, it is essential to master this skill to articulate your thoughts, opinions, and perspectives on various topics. In this homework assignment, you will learn how to analyze and evaluate different perspectives on a given topic, forming a well-supported argument. The topic for this assignment is: The Impact of Social Media on Teenagers.**

### Essential Understanding:

- Definition of argumentative essay writing
- Importance of critical thinking and analysis
- Structure and organization of an argumentative essay
- Effective use of evidence and counterarguments

## Understanding the Topic

Read the topic carefully and understand what is being asked. Make sure you comprehend the different perspectives related to the impact of social media on teenagers. Consider the following questions:

- What are the benefits of social media for teenagers?
- What are the drawbacks of social media for teenagers?
- How does social media affect mental health, relationships, and academic performance?

### Activity 1: Research and Note-Taking (15 minutes)

1. Research the topic using credible sources, such as academic journals, books, and reputable online sources.
2. Take notes on different perspectives related to the impact of social media on teenagers.
3. Organize your findings in a notebook or digital document.

## Developing a Claim

Based on your research, develop a clear and concise claim that states your position on the topic. Consider the following questions:

- What is your stance on the impact of social media on teenagers?
- What evidence supports your claim?
- What counterarguments can you anticipate, and how will you address them?

### Activity 2: Writing a Claim (10 minutes)

1. Write your claim on a separate sheet of paper or digital document.
2. Make sure your claim is specific, arguable, and relevant to the topic.

## Writing the Essay

Write a well-structured argumentative essay, including an introduction, body paragraphs, and a conclusion. Use evidence from your research to support your claim. Consider the following questions:

- What are the main points you want to make in your essay?
- How will you organize your essay to ensure logical flow?
- What evidence will you use to support your claim, and how will you address counterarguments?

### Activity 3: Writing the Essay (30 minutes)

1. Write your essay, using the outline and evidence you have gathered.
2. Make sure your essay is well-organized, logically flows, and is free of grammatical errors.




## Editing and Proofreading

Edit and proofread your essay to ensure it is free of grammatical errors and flows logically. Consider the following questions:

- What are the strengths and weaknesses of your essay?
- How can you improve the clarity, coherence, and logical flow of your essay?
- What changes can you make to enhance the overall quality of your essay?

### Activity 4: Editing and Proofreading (10 minutes)

1. Edit and proofread your essay, making any necessary changes.
2. Check for clarity, coherence, and logical flow.

A large empty rectangular box with a thin black border, intended for students to perform editing and proofreading tasks on their essays.


## Extension Activities

For advanced learners, consider the following extension activities:

- **Debate:** Engage in a debate with a peer or in a small group, presenting your argument and responding to counterarguments.
- **Visual Presentation:** Create a visual presentation, such as an infographic or video, to support your argument.
- **Reflective Journaling:** Write a reflective journal entry, discussing your thought process, challenges, and insights gained during the assignment.

**Choose any combination:**

1. Design and explain a visual aid to support your argument
2. Create a script for a debate or presentation
3. Write a reflective journal entry, discussing your thought process and insights gained



## **Success Criteria**

To achieve success in this assignment, ensure you:

- Develop a clear and concise claim that states your position on the topic.
- Provide evidence from credible sources to support your claim.
- Write a well-structured argumentative essay, including an introduction, body paragraphs, and a conclusion.
- Edit and proofread your essay to ensure it is free of grammatical errors and flows logically.
- Meet the estimated completion time of 45-60 minutes.

### **Essential Understanding:**

- Importance of meeting success criteria
- Consequences of not meeting success criteria
- Strategies for achieving success criteria

## Parent/Guardian Notes

To support your child in completing this assignment:

- Encourage them to ask questions and seek help when needed.
- Provide access to credible sources and research materials.
- Encourage them to use their own words and ideas, rather than copying from others.
- Help them manage their time effectively to meet the estimated completion time.
- Encourage self-assessment and reflection on their thought process and learning.

### Supporting Your Child:

1. How can you support your child in developing a clear and concise claim?
2. What strategies can you use to help your child manage their time effectively?
3. How can you encourage your child to use credible sources and evidence in their essay?

--


# Time Management Guidelines

To manage your time effectively, consider the following guidelines:

- Allocate 15 minutes for research and note-taking.
- Allocate 10 minutes for developing a claim.
- Allocate 30 minutes for writing the essay.
- Allocate 10 minutes for editing and proofreading.
- Take regular breaks to stay focused and avoid fatigue.

## Creating a Time Management Plan:

1. Create a schedule for completing the assignment.
2. Identify potential distractions and develop strategies to avoid them.
3. Use a timer to keep yourself on track and focused.

A large empty rectangular box with a thin black border, intended for a student to create their own time management plan.


## Self-Assessment Opportunities

To reflect on your learning and thought process:

- Take notes on challenges you faced during the assignment.
- Reflect on what you learned about the topic and your own writing skills.
- Identify areas for improvement and develop a plan to address them.
- Seek feedback from peers or teachers to enhance your learning experience.

### Reflecting on Your Learning:

1. Write a reflective journal entry, discussing your thought process and insights gained.
2. Create a self-assessment rubric to evaluate your own work.
3. Develop a plan to address areas for improvement and seek feedback from others.



## **Conclusion**

Congratulations on completing the assignment! You have demonstrated your understanding of argumentative essay writing and your ability to analyze and evaluate different perspectives on a given topic. Remember to reflect on your learning and thought process, and seek feedback from others to enhance your writing skills.