

Introduction

Welcome to the Concept Paper Assessment! This 45-minute assessment is designed to evaluate your writing skills in English Language Arts. You will be completing three types of questions: Short Answer, Essay, and Project-Based. Read each question carefully and do your best work.

Short Answer Questions

Answer the following questions in complete sentences.

1. What is the main idea of a concept paper? (3 points)

2. How do you organize your thoughts when writing a concept paper? (4 points)


3. What are some key features of descriptive language in writing? (4 points)

Essay Question

Write a short concept paper on a topic of your choice (e.g., a favorite book, a historical event, or a scientific concept). Be sure to include a clear introduction, body, and conclusion, and use descriptive language to engage your reader. (30 points)

Project-Based Task

Create a visual representation of a concept paper structure, including an introduction, body, and conclusion. Use diagrams, charts, or illustrations to demonstrate your understanding of the concept paper structure. (10 points)

A large, empty rectangular box with a dashed border, intended for the student to draw a visual representation of a concept paper structure. The box is positioned below the task instructions and occupies a significant portion of the page.

Marking Guide

Your work will be assessed based on the following criteria:


- Content (40 points)
 - Main idea and organization (10 points)
 - Use of descriptive language (10 points)
 - Application of writing conventions (10 points)
 - Understanding of concept paper structure (10 points)
- Writing Conventions (20 points)
 - Grammar and mechanics (10 points)
 - Spelling and punctuation (5 points)
 - Capitalization and formatting (5 points)
- Creativity and Engagement (20 points)
 - Use of visual elements (10 points)
 - Originality and creativity (5 points)
 - Engagement and interest (5 points)

Activity 1 - Identifying Main Ideas

Read the following passage and identify the main idea. Write your answer in the space provided.

Activity 2 - Organizing Thoughts

Use the following graphic organizer to plan your concept paper.




Activity 3 - Descriptive Language

Write a paragraph using descriptive language to describe a favorite place or object.

Activity 4 - Concept Paper Structure

Label the following diagram with the parts of a concept paper structure.



Conclusion

Congratulations! You have completed the Concept Paper Assessment. Remember to review your work and use the feedback to improve your writing skills. Good luck!