



PLANIT
TEACHERS

Exploring Classroom Objects: Describing Pictures with "There Is" and "There Are"

Student Name: _____

Class: _____

Due Date: _____

Introduction

This homework assignment is designed to support classroom learning objectives by having students practice using the phrases "there is" and "there are" to describe pictures of classroom objects. The objective of this assignment is to encourage critical thinking, independent learning, and effective communication skills.


Student Instructions

1. Read and understand the instructions carefully and make sure you understand what is expected of you.
2. Choose a picture of a classroom or find one online that you like.
3. Describe the picture using the phrases "there is" and "there are."
4. Write a short paragraph (around 100-150 words) describing the picture using the phrases "there is" and "there are."
5. Review your paragraph to ensure you have used the phrases correctly and that your description makes sense.

Activity 1: Picture Description


Level 1: Simple Picture Description

Describe a simple picture with 5-7 objects using "there is" and "there are."




Level 2: Complex Picture Description

Describe a more complex picture with 10-12 objects, including at least one example of "there is" and one of "there are."



Level 3: Create Your Own Picture

Create your own picture or drawing of a classroom and describe it using "there is" and "there are."



Activity 2: Error Analysis

Find and correct errors in the following sentences:

1. There is two pencils on the desk.
2. There are a book on the table.
3. In the classroom, there is many chairs.

Activity 1: Creative Writing

Imagine you are describing your ideal classroom to a friend. Write a short story (around 200-250 words) using "there is" and "there are" to describe the objects and features of your dream classroom.

Activity 2: Classroom Survey

Conduct a survey among your classmates to find out what objects they would like to have in their ideal classroom. Present your findings in a short report, using "there is" and "there are" to describe the results.

Success Criteria

To successfully complete this assignment, ensure that:

- You have chosen a picture and described it accurately using "there is" and "there are."
- Your paragraph is well-structured, clear, and free of grammatical errors.
- You have completed the error analysis task correctly.
- If you chose to do the extension activities, your creative writing piece or survey report demonstrates a good understanding of the phrases "there is" and "there are."

Parent/Guardian Notes

To support your child with this assignment:

- Encourage them to choose a picture that interests them to make the task more engaging.
- Help them understand the difference between "there is" (used for singular objects) and "there are" (used for plural objects).
- Assist them in reviewing their work for grammatical errors and clarity.
- Encourage them to take on the extension activities to challenge themselves and have fun with the language.

Time Management Guidelines

Allocation for choosing a picture and planning: 10 minutes

Writing the description: 20 minutes

Error analysis: 15 minutes

Extension activities (if chosen): 30-40 minutes

Self-Assessment Opportunities

After completing the assignment, take a moment to reflect on what you learned and how you can improve:

- Did you find it easy or challenging to use "there is" and "there are" correctly?
- What did you learn from the error analysis task?
- How can you apply what you learned to real-life situations or future assignments?