

Introduction to Sensory Play

Welcome to this exciting lesson on sensory play and exploration of textures and colors! This activity sheet is designed for 1-year-old children to develop their senses, particularly touch and sight, and learn to identify and differentiate between various textures and colors.

Activity 1: Texture Sorting

Provide a variety of textured materials, such as play dough, sand, and rice. Ask the children to sort the materials into different categories. Encourage the children to use their senses to explore and identify the different textures.

1. What is the texture of the play dough?

2. Can you find something that is rough?

3. What is the texture of the sand?

Activity 2: Color Recognition

Show the children a range of colorful objects, such as balls, blocks, and toys. Ask the children to identify and match the different colors. Encourage the children to use their senses to explore and identify the different colors.

1. What color is the ball?

2. Can you find something that is blue?

3. What color is the block?

Activity 3: Sensory Bin Exploration

Fill a bin with a variety of textured materials, such as beads, pompoms, and foam shapes. Ask the children to explore and engage with the materials using their hands and senses. Encourage the children to use their senses to identify and describe the different textures.

1. What do you feel when you touch the beads?

2. Can you find something that is soft?

Page


3. What do you see when you look at the pompoms?




Activity 4: Texture Art

Provide a range of textured materials, such as paint, glue, and sandpaper. Ask the children to create a texture art piece using the materials. Encourage the children to use their senses to explore and identify the different textures.


1. What texture do you feel when you touch the paint?



2. Can you find something that is rough?



3. What do you see when you look at the sandpaper?



Extension Tasks for Advanced Learners

For children who are ready for more challenging activities, provide the following extension tasks:

1. Create a complex texture collage using a variety of materials.
2. Mix and create new colors using paints or colored materials.
3. Design a sensory bin with a variety of textured materials.

Assessment

Observe the children during the activities and note their ability to identify and differentiate between various textures and colors. Ask the children questions throughout the activities to assess their understanding. Evaluate the children's ability to use their senses to explore and identify the different textures and colors.

Conclusion

Congratulations! You have completed the sensory play and exploration of textures and colors activity sheet. Remember to have fun and be creative while exploring the different textures and colors.

Additional Resources

The following materials are needed for this activity:

- Sensory bin materials (beads, pompoms, foam shapes)
- Textured materials (play dough, sand, rice)
- Colorful objects (balls, blocks, toys)
- Paint, glue, and sandpaper
- Scissors, glue, and other craft materials

