



## Introduction to Vocabulary Building

---

Welcome to the world of English language learning! In this worksheet, we will explore the fundamentals of vocabulary building, grammar rules, and effective communication techniques. Our goal is to help you become confident and proficient in using the English language.

### Activity 1: Vocabulary Matching

---

Match the following vocabulary words with their meanings:

1. Perspicacious

2. Narrative

3. Character

4. Setting

5. Theme

## Understanding Grammar Rules

Grammar rules are the foundation of language. In this section, we will explore the basics of grammar, including subject-verb agreement, tense consistency, and clause structure.

### Activity 2: Grammar Scavenger Hunt

Find examples of the following grammar rules in the given text:

#### 1. Subject-verb agreement

#### 2. Tense consistency

#### 3. Clause structure

## Effective Communication Techniques

Effective communication is the ability to convey ideas, opinions, and thoughts in a clear and concise manner. In this section, we will explore the techniques of effective communication, including public speaking, writing, and listening.

### Activity 3: Role-Play Interview

Conduct a role-play interview with a partner, using the vocabulary and grammar rules learned in this worksheet.

#### Group Task:

Prepare a list of questions to ask your partner during the interview.

Copyright 2024 Planit Teachers. All rights reserved.

## Language in Context

*Language is not just a set of rules and vocabulary; it is a tool for communication and expression. In this section, we will explore the use of language in context, including literary devices, figurative language, and tone.*

### Activity 4: Literary Device Identification

*Identify the literary devices used in the given text:*

#### 1. Metaphor

#### 2. Simile

#### 3. Personification

#### 4. Hyperbole

## Extended Knowledge

*In this section, we will explore extended knowledge of the English language, including figurative language, grammar rules, vocabulary building, literary devices, and communication skills.*

### Activity 5: Figurative Language

Copyright 2024 Planit Teachers. All rights reserved.

*Create a short story using the following figurative language devices:*

#### 1. Metaphor

#### 2. Simile

3. Personification

4. Hyperbole

## Common Errors and Misconceptions

*In this section, we will explore common errors and misconceptions in the English language, including subject-verb agreement, tense consistency, and homophone confusion.*

### Activity 6: Error Analysis

*Identify and correct the errors in the given text:*

#### 1. Subject-verb agreement

#### 2. Tense consistency

#### 3. Homophone confusion

## Frequently Asked Questions

*In this section, we will answer frequently asked questions about the English language, including vocabulary building, grammar rules, and effective communication techniques.*

### Activity 7: FAQ Discussion

*Discuss the following FAQs with a partner:*

#### 1. What is the best way to improve my vocabulary?

Copyright 2024 Planit Teachers. All rights reserved.

#### 2. How can I avoid common grammar errors?

#### 3. What is the difference between a simile and a metaphor?



## Advanced Vocabulary Building

*In this section, we will explore advanced vocabulary building techniques, including word roots, prefixes, and suffixes.*

### Activity 8: Word Roots

*Identify the word roots and their meanings:*

1. Tele-

2. Meta-

3. Hyper-

4. Hypo-

## Effective Communication in Different Contexts

*Effective communication is crucial in various contexts, including formal and informal settings, written and verbal communication, and presentations.*

### Activity 9: Contextual Communication


Copyright 2024 Planit Teachers. All rights reserved.

*Write a short paragraph using the following communication styles:*

1. Formal email

2. Informal text message

### 3. Business presentation





## Literary Devices and Techniques

*Literary devices and techniques are used to convey meaning, tone, and atmosphere in literature. In this section, we will explore the use of literary devices, including imagery, symbolism, and foreshadowing.*

### Activity 10: Literary Device Identification

*Identify the literary devices used in the given text:*

#### 1. Imagery

#### 2. Symbolism

#### 3. Foreshadowing

#### 4. Irony

## Critical Thinking and Analysis

*Critical thinking and analysis are essential skills for effective communication and problem-solving. In this section, we will explore the techniques of critical thinking and analysis, including identifying biases, evaluating evidence, and drawing conclusions.*

### Activity 11: Critical Thinking Exercise

Copyright 2024 Planit Teachers. All rights reserved.

*Analyze the given text and identify the biases, evaluate the evidence, and draw conclusions:*

## Creative Writing and Self-Expression

*Creative writing and self-expression are essential for effective communication and personal growth. In this section, we will explore the techniques of creative writing, including writing styles, tone, and voice.*

### Activity 12: Creative Writing

*Write a short story using the following writing styles:*

#### 1. Descriptive writing

#### 2. Narrative writing

#### 3. Poetic writing

## Presentation and Public Speaking

*Presentation and public speaking are essential skills for effective communication and self-expression. In this section, we will explore the techniques of presentation and public speaking, including preparation, delivery, and audience engagement.*

### Activity 13: Presentation Skills

*Prepare a short presentation on a topic of your choice, using the following techniques:*

#### 1. Introduction and conclusion

Copyright 2024 Planit Teachers. All rights reserved.

#### 2. Body and transitions

#### 3. Visual aids and delivery



## Collaboration and Teamwork

*Collaboration and teamwork are essential skills for effective communication and problem-solving. In this section, we will explore the techniques of collaboration and teamwork, including active listening, feedback, and conflict resolution.*

### Activity 14: Group Discussion

*Participate in a group discussion on a topic of your choice, using the following techniques:*

1. Active listening

2. Feedback and constructive criticism

3. Conflict resolution and negotiation

## Reflection and Self-Assessment

*Reflection and self-assessment are essential skills for personal growth and development. In this section, we will explore the techniques of reflection and self-assessment, including goal-setting, self-evaluation, and progress monitoring.*

### Activity 15: Reflection and Self-Assessment


*Reflect on your learning and set goals for future improvement, using the following techniques:*

1. Goal-setting

Copyright 2024 Planit Teachers. All rights reserved.

2. Self-evaluation

3. Progress monitoring



## Technology and Digital Communication

*Technology and digital communication are essential tools for effective communication and self-expression. In this section, we will explore the techniques of technology and digital communication, including email, social media, and online collaboration.*

### Activity 16: Digital Communication

*Create a digital presentation on a topic of your choice, using the following techniques:*

#### 1. Email and online communication

#### 2. Social media and online presence

#### 3. Online collaboration and teamwork

## Global Citizenship and Cultural Awareness

*Global citizenship and cultural awareness are essential skills for effective communication and self-expression. In this section, we will explore the techniques of global citizenship and cultural awareness, including cultural sensitivity, diversity, and inclusivity.*

### Activity 17: Cultural Awareness


*Participate in a cultural awareness exercise, using the following techniques:*

#### 1. Cultural sensitivity

Copyright 2024 Planit Teachers. All rights reserved.

#### 2. Diversity and inclusivity

#### 3. Global citizenship



## Conclusion and Final Project

---

*In this final section, we will conclude our exploration of the English language and communication skills. You will have the opportunity to demonstrate your learning through a final project, using the techniques and skills acquired throughout this course.*

### Activity 18: Final Project

---

*Create a final project that showcases your learning, using the following techniques:*

1. Project proposal

2. Project development

3. Project presentation





## Introduction to Vocabulary Building

Welcome to the world of English language learning! In this worksheet, we will explore the fundamentals of vocabulary building, grammar rules, and effective communication techniques. Our goal is to help you become confident and proficient in using the English language.

### Activity 1: Vocabulary Matching

Match the following vocabulary words with their meanings:

1. Perspicacious

2. Narrative

3. Character

4. Setting

5. Theme

## Understanding Grammar Rules

*Grammar rules are the foundation of language. In this section, we will explore the basics of grammar, including subject-verb agreement, tense consistency, and clause structure.*

### Activity 2: Grammar Scavenger Hunt

*Find examples of the following grammar rules in the given text:*

#### 1. Subject-verb agreement

#### 2. Tense consistency

#### 3. Clause structure

## Effective Communication Techniques

*Effective communication is the ability to convey ideas, opinions, and thoughts in a clear and concise manner. In this section, we will explore the techniques of effective communication, including public speaking, writing, and listening.*

### Activity 3: Role-Play Interview

*Conduct a role-play interview with a partner, using the vocabulary and grammar rules learned in this worksheet.*

#### Group Task:

Prepare a list of questions to ask your partner during the interview.

Copyright 2024 Planit Teachers. All rights reserved.

## Language in Context

*Language is not just a set of rules and vocabulary; it is a tool for communication and expression. In this section, we will explore the use of language in context, including literary devices, figurative language, and tone.*

### Activity 4: Literary Device Identification

*Identify the literary devices used in the given text:*

#### 1. Metaphor

#### 2. Simile

#### 3. Personification

#### 4. Hyperbole

## Extended Knowledge

*In this section, we will explore extended knowledge of the English language, including figurative language, grammar rules, vocabulary building, literary devices, and communication skills.*

### Activity 5: Figurative Language

Copyright 2024 Planit Teachers. All rights reserved.

*Create a short story using the following figurative language devices:*

#### 1. Metaphor

#### 2. Simile

3. Personification

4. Hyperbole

## Common Errors and Misconceptions

*In this section, we will explore common errors and misconceptions in the English language, including subject-verb agreement, tense consistency, and homophone confusion.*

### Activity 6: Error Analysis

*Identify and correct the errors in the given text:*

#### 1. Subject-verb agreement

#### 2. Tense consistency

#### 3. Homophone confusion

## Frequently Asked Questions

*In this section, we will answer frequently asked questions about the English language, including vocabulary building, grammar rules, and effective communication techniques.*

### Activity 7: FAQ Discussion

*Discuss the following FAQs with a partner:*

#### 1. What is the best way to improve my vocabulary?

Copyright 2024 Planit Teachers. All rights reserved.

#### 2. How can I avoid common grammar errors?

#### 3. What is the difference between a simile and a metaphor?



