



**PLANIT**  
TEACHERS

## Exploring Rooms in a House: A Language Learning Adventure

**Student Name:** \_\_\_\_\_

**Class:** \_\_\_\_\_

**Due Date:** \_\_\_\_\_





### Introduction

Welcome to our language learning adventure! In this worksheet, we will explore the different rooms in a house and learn how to describe their locations using the sentence structure "Where is...? It's in the...". This adventure is designed for 5-year-old L2 learners of English, and it's going to be fun!

Let's start by learning the names of the rooms in a house. Can you match the words with their pictures?





#### Word

#### Picture

Bathroom	 Bathroom
Bedroom	 Bedroom
Kitchen	 Kitchen
Living Room	 Living Room

## Vocabulary Review

Let's review the vocabulary we will use in this adventure. Can you match the words with their pictures?

Word	Picture
Bed	 Bed
Cupboard	 Cupboard
Shower	 Shower
TV	 TV

Complete the sentences with the correct words.

1. The bed is in the \_\_\_\_\_
2. The TV is in the \_\_\_\_\_
3. The shower is in the \_\_\_\_\_

## Sentence Structure Practice




Now, let's practice the sentence structure "Where is...? It's in the...". Can you complete the sentences?

1. Where is the bed? \_\_\_\_\_
2. Where is the TV? \_\_\_\_\_
3. Where is the shower? \_\_\_\_\_

Research and write about a room in a house that you like. Use the sentence structure "Where is...? It's in the..." to describe the location of objects in the room.


## Room Scavenger Hunt

Let's go on a scavenger hunt! Find the objects in the pictures and describe their locations using the sentence structure.


Object	Picture	Location
Bed	 Bed	_____
TV	 TV	_____
Shower	 Shower	_____

## Draw and Describe

Draw a picture of your favorite room in the house and label the objects. Then, write a sentence describing the location of one object using the sentence structure.



Create a diagram of a house and label the different rooms. Use the sentence structure "Where is...? It's in the..." to describe the location of each room.



## Role-Play

Let's role-play! Ask your partner, "Where is the...?" and they will answer, "It's in the...". Take turns asking and answering questions.

Complete the sentences with the correct words.

1. The bed is in the \_\_\_\_\_
2. The TV is in the \_\_\_\_\_
3. The shower is in the \_\_\_\_\_

## Sentence Completion

Complete the sentences with the correct words.


1. The bed is in the \_\_\_\_\_
2. The TV is in the \_\_\_\_\_
3. The shower is in the \_\_\_\_\_

Research and write about a room in a house that you like. Use the sentence structure "Where is...? It's in the..." to describe the location of objects in the room.

## Word Search

Find the words related to rooms in a house in the word search.

B A T H R O O M K I T C H E N  
L I V I N G R O O M B E D R O O  
M C U P B O A R D S H O W E R T  
V T V B A T H R O O M K I T C H  
E N L I V I N G R O O M B E D R  
O O M K I T C H E N B A T H R O





## Crossword Puzzle


Complete the crossword puzzle with the vocabulary words.

### Across

1. Room where we sleep (7)
2. Object we use to watch movies (3)
3. Room where we cook (6)

### Down

1. Object we use to store clothes (7)
2. Room where we wash our hands (8)
3. Object we use to sit on (4)



## Conclusion

Congratulations! You have completed our language learning adventure! Remember to practice using the sentence structure "Where is...? It's in the..." to describe locations. Keep exploring and learning!

Assessment:

- Completed vocabulary review (Page 2)
- Completed sentence structure practice (Page 3)
- Completed room scavenger hunt (Page 4)
- Completed draw and describe activity (Page 5)
- Participated in role-play (Page 6)
- Completed sentence completion (Page 7)
- Completed word search (Page 8)
- Completed crossword puzzle (Page 9)

In this section, we will explore more advanced concepts related to rooms in a house. We will learn about the different types of rooms, their functions, and how to describe their locations using more complex sentence structures.

### Example

For example, we can use the sentence structure "The [room] is located [preposition] the [location]" to describe the location of a room. For instance, "The bedroom is located upstairs" or "The kitchen is located downstairs".

Complete the sentences with the correct words.

1. The bedroom is located \_\_\_\_\_ the house.
2. The kitchen is located \_\_\_\_\_ the house.
3. The living room is located \_\_\_\_\_ the house.

In this section, we will explore some case studies related to rooms in a house. We will analyze the different types of rooms, their functions, and how to describe their locations using real-life examples.

### **Case Study 1: The Smith's House**

The Smith's house has three bedrooms, two bathrooms, a kitchen, a living room, and a backyard. The master bedroom is located upstairs, while the other two bedrooms are located downstairs. The kitchen is located near the living room, and the backyard is accessible through the kitchen.

### **Case Study 2: The Johnson's Apartment**

The Johnson's apartment has two bedrooms, one bathroom, a kitchen, and a living room. The master bedroom is located near the bathroom, while the other bedroom is located near the living room. The kitchen is located near the living room, and the apartment has a small balcony.


## Research Project

In this section, we will conduct a research project related to rooms in a house. We will research and write about a specific type of room, its function, and how to describe its location using different sentence structures.

Research and write about a specific type of room in a house. Use the sentence structure "The [room] is located [preposition] the [location]" to describe the location of the room.



Create a diagram of a house and label the different rooms. Use the sentence structure "The [room] is located [preposition] the [location]" to describe the location of each room.



## Presentation

In this section, we will create a presentation related to rooms in a house. We will use the sentence structure "The [room] is located [preposition] the [location]" to describe the location of each room and present our findings to the class.

Create a presentation about a specific type of room in a house. Use the sentence structure "The [room] is located [preposition] the [location]" to describe the location of the room.

Peer assessment: Evaluate your partner's presentation and provide feedback on their use of the sentence structure "The [room] is located [preposition] the [location]".

## Reflection

In this section, we will reflect on what we have learned about rooms in a house. We will think about how we can apply the sentence structure "The [room] is located [preposition] the [location]" to real-life situations and how we can improve our language skills.

Reflect on what you have learned about rooms in a house. Think about how you can apply the sentence structure "The [room] is located [preposition] the [location]" to real-life situations and how you can improve your language skills.

Self-assessment: Evaluate your own learning and provide feedback on your use of the sentence structure "The [room] is located [preposition] the [location]".

## Conclusion

In conclusion, we have learned about the different types of rooms in a house, their functions, and how to describe their locations using different sentence structures. We have also applied our knowledge to real-life situations and reflected on our learning.

Complete a final task that requires you to use the sentence structure "The [room] is located [preposition] the [location]" to describe the location of a room in a house.

Final assessment: Evaluate your final task and provide feedback on your use of the sentence structure "The [room] is located [preposition] the [location]".





**PLANIT**  
TEACHERS

## Exploring Rooms in a House: A Language Learning Adventure

**Student Name:** \_\_\_\_\_

**Class:** \_\_\_\_\_

**Due Date:** \_\_\_\_\_





### Introduction

Welcome to our language learning adventure! In this worksheet, we will explore the different rooms in a house and learn how to describe their locations using the sentence structure "Where is...? It's in the...". This adventure is designed for 5-year-old L2 learners of English, and it's going to be fun!

Let's start by learning the names of the rooms in a house. Can you match the words with their pictures?





#### Word

#### Picture

Bathroom	 Bathroom
Bedroom	 Bedroom
Kitchen	 Kitchen
Living Room	 Living Room

## Vocabulary Review

Let's review the vocabulary we will use in this adventure. Can you match the words with their pictures?

Word	Picture
Bed	 Bed
Cupboard	 Cupboard
Shower	 Shower
TV	 TV

Complete the sentences with the correct words.

1. The bed is in the \_\_\_\_\_
2. The TV is in the \_\_\_\_\_
3. The shower is in the \_\_\_\_\_

## Sentence Structure Practice




Now, let's practice the sentence structure "Where is...? It's in the...". Can you complete the sentences?

1. Where is the bed? \_\_\_\_\_
2. Where is the TV? \_\_\_\_\_
3. Where is the shower? \_\_\_\_\_

Research and write about a room in a house that you like. Use the sentence structure "Where is...? It's in the..." to describe the location of objects in the room.


## Room Scavenger Hunt

Let's go on a scavenger hunt! Find the objects in the pictures and describe their locations using the sentence structure.


Object	Picture	Location
Bed	 Bed	_____
TV	 TV	_____
Shower	 Shower	_____

## Draw and Describe

Draw a picture of your favorite room in the house and label the objects. Then, write a sentence describing the location of one object using the sentence structure.



Create a diagram of a house and label the different rooms. Use the sentence structure "Where is...? It's in the..." to describe the location of each room.



## Role-Play

Let's role-play! Ask your partner, "Where is the...?" and they will answer, "It's in the...". Take turns asking and answering questions.

Complete the sentences with the correct words.

1. The bed is in the \_\_\_\_\_
2. The TV is in the \_\_\_\_\_
3. The shower is in the \_\_\_\_\_

## Sentence Completion

Complete the sentences with the correct words.


1. The bed is in the \_\_\_\_\_
2. The TV is in the \_\_\_\_\_
3. The shower is in the \_\_\_\_\_

Research and write about a room in a house that you like. Use the sentence structure "Where is...? It's in the..." to describe the location of objects in the room.

## Word Search

Find the words related to rooms in a house in the word search.

B A T H R O O M K I T C H E N  
L I V I N G R O O M B E D R O O  
M C U P B O A R D S H O W E R T  
V T V B A T H R O O M K I T C H  
E N L I V I N G R O O M B E D R  
O O M K I T C H E N B A T H R O





## Crossword Puzzle


Complete the crossword puzzle with the vocabulary words.

### Across

1. Room where we sleep (7)
2. Object we use to watch movies (3)
3. Room where we cook (6)

### Down

1. Object we use to store clothes (7)
2. Room where we wash our hands (8)
3. Object we use to sit on (4)



## Conclusion

Congratulations! You have completed our language learning adventure! Remember to practice using the sentence structure "Where is...? It's in the..." to describe locations. Keep exploring and learning!

Assessment:

- Completed vocabulary review (Page 2)
- Completed sentence structure practice (Page 3)
- Completed room scavenger hunt (Page 4)
- Completed draw and describe activity (Page 5)
- Participated in role-play (Page 6)
- Completed sentence completion (Page 7)
- Completed word search (Page 8)
- Completed crossword puzzle (Page 9)

**Well done on completing your homework children!**