



Pete the Cat's Magic Buttons: An Interactive Reading and Drama Adventure

Student Name: _____

Class: _____

Due Date: _____

Introduction to Pete the Cat's Magic Buttons

Welcome to Pete the Cat's Magic Buttons! This interactive reading and drama adventure is designed for 4-year-old students to develop their language skills, encourage physical activity, and foster creativity through drama and role-playing.

The story of Pete the Cat's Magic Buttons is a fun and engaging way to introduce young learners to the world of reading and drama. Through this adventure, students will learn about color recognition, sequencing, and creative storytelling.

Story Time: Pete the Cat's Magic Buttons


Read the story of Pete the Cat's Magic Buttons together as a class. Ask the students to predict what might happen next in the story and to suggest what Pete the Cat should do in a particular situation.

As you read the story, stop and ask questions to encourage discussion and engagement. Some possible questions include:

- What do you think will happen when Pete the Cat presses the red button?
- Why do you think the animals are acting strangely?
- What would you do if you were Pete the Cat?

Story Time Activity:

Draw a picture of your favorite character from the story. Write a short sentence about what your character is doing in the picture.



Color Recognition: Pete's Magic Buttons

Look at the pictures of Pete the Cat's magic buttons. Can you identify the different colors?

Match the colors to the correct button:

- Red: _____
- Blue: _____
- Green: _____
- Yellow: _____

Color Recognition Activity:

Sort the following buttons into different color groups:

- Red
- Blue
- Green
- Yellow
- Red
- Blue
- Green
- Yellow

Drama Time: Acting Out the Story

Act out a scene from the story. Assign roles to the students, such as Pete the Cat, the buttons, or the animals in the story. Encourage the students to use their imagination and creativity to bring the characters and events to life.

Some possible scenes to act out include:

- Pete the Cat finding the magic buttons
- Pete the Cat pressing the red button
- Pete the Cat meeting the animals

Drama Time Activity:

Write a short script for your scene. Include dialogue and stage directions.

Magic Button Creation: Design Your Own Button


Create your own magic button! Draw a picture of your button and write a short sentence about what magic power it has.

Some possible magic powers include:

- Making flowers bloom
- Turning objects into different colors
- Making animals appear

Magic Button Creation Activity:

Draw a picture of your magic button and write a short paragraph about its magic power.




Story Sequencing: Putting the Events in Order

Put the following events from the story in order:

1. Pete the Cat finds the magic buttons
2. Pete the Cat presses the red button
3. Pete the Cat meets the animals
4. Pete the Cat goes on an adventure

Story Sequencing Activity:

Draw a picture of each event and write a short sentence about what is happening in each picture.




Word Search: Finding the Magic Words

Find the following words from the story in the word search:

- Pete
- Cat
- Magic
- Buttons
- Red
- Blue
- Green
- Yellow

Word Search Activity:

Solve the word search and circle the words as you find them.



Drawing Activity: Illustrating the Story


Draw a picture of your favorite part of the story. Write a short sentence about what is happening in your picture.

Some possible scenes to draw include:

- Pete the Cat finding the magic buttons
- Pete the Cat pressing the red button
- Pete the Cat meeting the animals

Drawing Activity:

Draw a picture of your favorite scene and write a short paragraph about what is happening in the picture.



Reflection: What Did You Learn?

What did you learn from the story of Pete the Cat's Magic Buttons? What was your favorite part of the story?

Draw a picture or write a short sentence about what you learned.

Reflection Activity:

Write a short reflection about what you learned from the story. Include your favorite part of the story and what you would like to learn more about.

Creative Writing: Writing Your Own Story

Now that you have read the story of Pete the Cat's Magic Buttons, it's your turn to write your own story! Think about what kind of magic buttons you would like to have and what kind of adventures you would go on.

Writing Prompt

Write a story about a character who finds a set of magic buttons. What do the buttons do? What kind of adventures does the character go on?

Drama and Role-Playing: Bringing the Story to Life

Drama and role-playing are great ways to bring the story to life and to practice important skills like communication, teamwork, and problem-solving. Think about how you can use drama and role-playing to retell the story of Pete the Cat's Magic Buttons.

Drama Activity

Divide into small groups and assign each group a scene from the story. Ask each group to act out their scene and then discuss what they learned from the experience.

Art and Craft: Creating Magic Buttons

Now that you have read the story of Pete the Cat's Magic Buttons, it's your turn to create your own magic buttons! Think about what kind of materials you can use to make your buttons and what kind of designs you can create.

Art Prompt

Create a set of magic buttons using various materials like paper, glue, scissors, and paint. What kind of designs will you create? What kind of magic powers will your buttons have?

Music and Movement: Singing and Dancing Along

Music and movement are great ways to engage with the story and to practice important skills like rhythm, timing, and coordination. Think about how you can use music and movement to retell the story of Pete the Cat's Magic Buttons.

Music Activity

Create a song or rap about the story of Pete the Cat's Magic Buttons. What kind of melody will you use? What kind of lyrics will you write?

Assessment and Evaluation: What Did You Learn?

Now that you have completed the activities and exercises, it's time to assess and evaluate what you have learned. Think about what you learned from the story of Pete the Cat's Magic Buttons and how you can apply it to your own life.

Assessment Prompt

Write a short reflection about what you learned from the story. What were some of the most important lessons or takeaways? How can you apply what you learned to your own life?

Conclusion: What's Next?

Now that you have completed the activities and exercises, it's time to think about what's next. What other stories will you read and explore? What other adventures will you go on?

Conclusion Prompt

Write a short conclusion about what you learned from the story of Pete the Cat's Magic Buttons. What are some of the most important lessons or takeaways? What are you looking forward to learning next?



Pete the Cat's Magic Buttons: An Interactive Reading and Drama Adventure

Student Name: _____

Class: _____

Due Date: _____

Introduction to Pete the Cat's Magic Buttons

Welcome to Pete the Cat's Magic Buttons! This interactive reading and drama adventure is designed for 4-year-old students to develop their language skills, encourage physical activity, and foster creativity through drama and role-playing.

The story of Pete the Cat's Magic Buttons is a fun and engaging way to introduce young learners to the world of reading and drama. Through this adventure, students will learn about color recognition, sequencing, and creative storytelling.

Story Time: Pete the Cat's Magic Buttons


Read the story of Pete the Cat's Magic Buttons together as a class. Ask the students to predict what might happen next in the story and to suggest what Pete the Cat should do in a particular situation.

As you read the story, stop and ask questions to encourage discussion and engagement. Some possible questions include:

- What do you think will happen when Pete the Cat presses the red button?
- Why do you think the animals are acting strangely?
- What would you do if you were Pete the Cat?

Story Time Activity:

Draw a picture of your favorite character from the story. Write a short sentence about what your character is doing in the picture.



Color Recognition: Pete's Magic Buttons

Look at the pictures of Pete the Cat's magic buttons. Can you identify the different colors?

Match the colors to the correct button:

- Red: _____
- Blue: _____
- Green: _____
- Yellow: _____

Color Recognition Activity:

Sort the following buttons into different color groups:

- Red
- Blue
- Green
- Yellow
- Red
- Blue
- Green
- Yellow

Drama Time: Acting Out the Story

Act out a scene from the story. Assign roles to the students, such as Pete the Cat, the buttons, or the animals in the story. Encourage the students to use their imagination and creativity to bring the characters and events to life.

Some possible scenes to act out include:

- Pete the Cat finding the magic buttons
- Pete the Cat pressing the red button
- Pete the Cat meeting the animals

Drama Time Activity:

Write a short script for your scene. Include dialogue and stage directions.

Magic Button Creation: Design Your Own Button


Create your own magic button! Draw a picture of your button and write a short sentence about what magic power it has.

Some possible magic powers include:

- Making flowers bloom
- Turning objects into different colors
- Making animals appear

Magic Button Creation Activity:

Draw a picture of your magic button and write a short paragraph about its magic power.




Story Sequencing: Putting the Events in Order

Put the following events from the story in order:

1. Pete the Cat finds the magic buttons
2. Pete the Cat presses the red button
3. Pete the Cat meets the animals
4. Pete the Cat goes on an adventure

Story Sequencing Activity:

Draw a picture of each event and write a short sentence about what is happening in each picture.




Word Search: Finding the Magic Words

Find the following words from the story in the word search:

- Pete
- Cat
- Magic
- Buttons
- Red
- Blue
- Green
- Yellow

Word Search Activity:

Solve the word search and circle the words as you find them.



Drawing Activity: Illustrating the Story


Draw a picture of your favorite part of the story. Write a short sentence about what is happening in your picture.

Some possible scenes to draw include:

- Pete the Cat finding the magic buttons
- Pete the Cat pressing the red button
- Pete the Cat meeting the animals

Drawing Activity:

Draw a picture of your favorite scene and write a short paragraph about what is happening in the picture.



Reflection: What Did You Learn?

What did you learn from the story of Pete the Cat's Magic Buttons? What was your favorite part of the story?

Draw a picture or write a short sentence about what you learned.

Reflection Activity:

Write a short reflection about what you learned from the story. Include your favorite part of the story and what you would like to learn more about.

Congratulations on completing Pete the Cat's Magic Buttons: An Interactive Reading and Drama Adventure!