



Introduction to the Lesson Plan

This 5-week lesson plan is designed to introduce 3-year-old children to the world of babies and the importance of creating a nurturing environment. The Emergent curriculum will guide the learning process, allowing children to discover and learn at their own pace.

Week 1: Introduction to Babies

Day 1: Introduction to the baby doll, sensory play with baby toys, discussion about baby needs, and craft activity - making baby clothes.

Activity 1:

Introduction to the baby doll (10 minutes)

Activity 2:

Sensory play with baby toys (15 minutes)


Copyright 2024 Planit Teachers. All rights reserved.

Activity 3:

Discussion about baby needs (10 minutes)

Activity 4:

Craft activity - making baby clothes (15 minutes)



Week 1: Introduction to Babies (continued)

Day 2: Feeding the baby doll, math activity - counting baby blocks, storytelling - reading a book about babies, and hands-on activity - bathing the baby doll.

Activity 1:

Feeding the baby doll (10 minutes)

Activity 2:

Math activity - counting baby blocks (15 minutes)

Activity 3:

Storytelling - reading a book about babies (10 minutes)

Activity 4:

Hands-on activity - bathing the baby doll (15 minutes)

Copyright 2024 Planit Teachers. All rights reserved.

Week 2: Baby Care and Hygiene

Day 1: Bathing the baby doll, sensory play with soap and water, discussion about baby hygiene, and craft activity - making baby washcloths.

Activity 1:

Bathing the baby doll (10 minutes)



Activity 2:

Sensory play with soap and water (15 minutes)




Activity 3:

Discussion about baby hygiene (10 minutes)



Activity 4:

Craft activity - making baby washcloths (15 minutes)



Week 3: Creating a Nurturing Environment

Day 1: Setting up a nursery, sensory play with baby blankets and pillows, discussion about baby sleep, and craft activity - making a baby blanket.

Activity 1:

Setting up a nursery (10 minutes)

Activity 2:

Sensory play with baby blankets and pillows (15 minutes)

Activity 3:

Discussion about baby sleep (10 minutes)

Activity 4:

Craft activity - making a baby blanket (15 minutes)

Copyright 2024 Planit Teachers. All rights reserved.

Week 4: Baby Development and Growth

Day 1: Introduction to baby development, sensory play with baby pictures and videos, discussion about baby milestones, and craft activity - making a baby growth chart.


Activity 1:

Introduction to baby development (10 minutes)



Activity 2:

Sensory play with baby pictures and videos (15 minutes)




Activity 3:

Discussion about baby milestones (10 minutes)



Activity 4:

Craft activity - making a baby growth chart (15 minutes)



Week 5: Review and Reflection

Day 1: Review of baby needs, sensory play with baby toys, discussion about baby care and hygiene, and craft activity - making a baby care chart.

Activity 1:

Review of baby needs (10 minutes)

Activity 2:

Sensory play with baby toys (15 minutes)

Activity 3:

Discussion about baby care and hygiene (10 minutes)

Activity 4:

Craft activity - making a baby care chart (15 minutes)

Copyright 2024 Planit Teachers. All rights reserved.

Assessment and Evaluation

Observe children during activities and note their ability to participate and engage with the topic. Use a rubric to assess children's understanding of baby needs, care, and hygiene.

Week 6: Baby Safety and Emergency Preparedness

Day 1: Introduction to baby safety, sensory play with safety equipment, discussion about emergency preparedness, and craft activity - making a safety checklist.

Activity 1:

Introduction to baby safety (10 minutes)

Activity 2:

Sensory play with safety equipment (15 minutes)

Activity 3:

Discussion about emergency preparedness (10 minutes)

Activity 4:

Craft activity - making a safety checklist (15 minutes)


Copyright 2024 Planit Teachers. All rights reserved.

Week 7: Review and Reflection

Day 1: Review of baby safety and emergency preparedness, sensory play with safety equipment, discussion about baby care and hygiene, and craft activity - making a baby safety chart.

Activity 1:

Review of baby safety and emergency preparedness (10 minutes)




Activity 2:

Sensory play with safety equipment (15 minutes)




Activity 3:

Discussion about baby care and hygiene (10 minutes)



Activity 4:

Craft activity - making a baby safety chart (15 minutes)



Week 8: Creating a Nurturing Environment for Older Babies

Day 1: Introduction to older baby needs, sensory play with older baby toys, discussion about older baby care and hygiene, and craft activity - making an older baby care chart.

Activity 1:

Introduction to older baby needs (10 minutes)

Activity 2:

Sensory play with older baby toys (15 minutes)

Activity 3:

Discussion about older baby care and hygiene (10 minutes)

Activity 4:

Craft activity - making an older baby care chart (15 minutes)


Copyright 2024 Planit Teachers. All rights reserved.

Week 9: Review and Reflection

Day 1: Review of older baby needs, sensory play with older baby toys, discussion about baby care and hygiene, and craft activity - making a baby care chart.

Activity 1:

Review of older baby needs (10 minutes)



Activity 2:

Sensory play with older baby toys (15 minutes)




Activity 3:

Discussion about baby care and hygiene (10 minutes)



Activity 4:

Craft activity - making a baby care chart (15 minutes)




Week 10: Final Project and Presentation

Day 1: Final project - creating a baby care package, presentation of baby care packages, and discussion about baby care and hygiene.


Activity 1:

Final project - creating a baby care package (30 minutes)




Activity 2:

Presentation of baby care packages (20 minutes)



Activity 3:

Discussion about baby care and hygiene (10 minutes)




Conclusion and Evaluation

Conclusion of the lesson plan, evaluation of student learning, and discussion about future lessons.

Copyright 2024 Planit Teachers. All rights reserved.

Activity 1:

Conclusion of the lesson plan (10 minutes)



Activity 2:

Evaluation of student learning (15 minutes)

Activity 3:

Discussion about future lessons (10 minutes)

Appendix A: Baby Care Resources

List of baby care resources, including books, websites, and organizations.

Resource 1:

Baby care book - "The Baby Care Book" by Dr. William Sears

Resource 2:

Baby care website - [BabyCenter](#)

Resource 3:

Baby care organization - [American Baby](#)

Appendix B: Baby Safety Tips

List of baby safety tips, including safety equipment and emergency preparedness.

Tip 1:

Copyright 2024 Planit Teachers. All rights reserved.

Install safety gates at the top and bottom of stairs

Tip 2:

Use a baby monitor to keep an eye on the baby

Tip 3:

Keep emergency phone numbers handy

Appendix C: Baby Care Chart

Baby care chart, including feeding schedule, sleep schedule, and diaper changing schedule.

Feeding Schedule:

Feed the baby every 2-3 hours

Sleep Schedule:

Put the baby to bed at 7pm and wake up at 7am

Diaper Changing Schedule:

Change the baby's diaper every 2 hours

Appendix D: Baby Care Checklist

Baby care checklist, including items to check before leaving the house with the baby.

Item 1:

Copyright 2024 Planit Teachers. All rights reserved.


Diapers

Item 2:

Formula or breastmilk

Item 3:

Baby clothes



Glossary

List of terms related to baby care, including definitions and explanations.

Term 1:

Baby blues - feelings of sadness and anxiety after giving birth

Term 2:

Baby monitor - a device used to keep an eye on the baby

Term 3:

Baby gate - a gate used to block off stairs or rooms

References

List of sources used in the lesson plan, including books, articles, and websites.

Source 1:

Copyright 2024 Planit Teachers. All rights reserved.

"The Baby Care Book" by Dr. William Sears

Source 2:

[BabyCenter](#)

Source 3:

[American Baby](#)



Introduction to the Lesson Plan

This 5-week lesson plan is designed to introduce 3-year-old children to the world of babies and the importance of creating a nurturing environment. The Emergent curriculum will guide the learning process, allowing children to discover and learn at their own pace.

Week 1: Introduction to Babies

Day 1: Introduction to the baby doll, sensory play with baby toys, discussion about baby needs, and craft activity - making baby clothes.

Activity 1:

Introduction to the baby doll (10 minutes)

Activity 2:

Sensory play with baby toys (15 minutes)

Copyright 2024 Planit Teachers. All rights reserved.

Activity 3:

Discussion about baby needs (10 minutes)

Activity 4:

Craft activity - making baby clothes (15 minutes)



Week 1: Introduction to Babies (continued)

Day 2: Feeding the baby doll, math activity - counting baby blocks, storytelling - reading a book about babies, and hands-on activity - bathing the baby doll.

Activity 1:

Feeding the baby doll (10 minutes)

Activity 2:

Math activity - counting baby blocks (15 minutes)

Activity 3:

Storytelling - reading a book about babies (10 minutes)

Activity 4:

Hands-on activity - bathing the baby doll (15 minutes)


Copyright 2024 Planit Teachers. All rights reserved.

Week 2: Baby Care and Hygiene

Day 1: Bathing the baby doll, sensory play with soap and water, discussion about baby hygiene, and craft activity - making baby washcloths.


Activity 1:

Bathing the baby doll (10 minutes)




Activity 2:

Sensory play with soap and water (15 minutes)




Activity 3:

Discussion about baby hygiene (10 minutes)



Activity 4:

Craft activity - making baby washcloths (15 minutes)



Week 3: Creating a Nurturing Environment

Day 1: Setting up a nursery, sensory play with baby blankets and pillows, discussion about baby sleep, and craft activity - making a baby blanket.

Activity 1:

Setting up a nursery (10 minutes)

Activity 2:

Sensory play with baby blankets and pillows (15 minutes)

Activity 3:

Discussion about baby sleep (10 minutes)

Activity 4:

Craft activity - making a baby blanket (15 minutes)

Copyright 2024 Planit Teachers. All rights reserved.

Week 4: Baby Development and Growth

Day 1: Introduction to baby development, sensory play with baby pictures and videos, discussion about baby milestones, and craft activity - making a baby growth chart.

Activity 1:

Introduction to baby development (10 minutes)




Activity 2:

Sensory play with baby pictures and videos (15 minutes)




Activity 3:

Discussion about baby milestones (10 minutes)



Activity 4:

Craft activity - making a baby growth chart (15 minutes)



Week 5: Review and Reflection

Day 1: Review of baby needs, sensory play with baby toys, discussion about baby care and hygiene, and craft activity - making a baby care chart.

Activity 1:

Review of baby needs (10 minutes)

Activity 2:

Sensory play with baby toys (15 minutes)

Activity 3:

Discussion about baby care and hygiene (10 minutes)

Activity 4:

Craft activity - making a baby care chart (15 minutes)

Copyright 2024 Planit Teachers. All rights reserved.

Assessment and Evaluation

Observe children during activities and note their ability to participate and engage with the topic. Use a rubric to assess children's understanding of baby needs, care, and hygiene.

