



Introduction

Welcome to the Digital Photography and Elements of Design worksheet! This activity is designed for teacher candidates to learn about teaching art to elementary and middle school students. Using your cell phone camera, you will find examples of the forms of design outlined in the provincial curriculum.

The elements of design are the fundamental principles that artists use to create visually appealing and effective compositions. They include line, shape, space, texture, colour, form, value, harmony, repetition, unity, balance, and pattern. In this worksheet, you will explore each of these elements and learn how to apply them in your teaching practice.

Elements of Design

List the 12 elements of design outlined in the provincial curriculum:

1. Line
2. Shape
3. Space
4. Texture
5. Colour
6. Form
7. Value
8. Harmony
9. Repetition
10. Unity
11. Balance
12. Pattern

Provide a brief definition for each element of design:

Line

Find an example of a line in nature or architecture using your cell phone camera.

Describe the type of line you found (e.g. horizontal, vertical, diagonal, curved):

How does the line contribute to the overall composition of the image?

Shape

Find an example of a shape in nature or architecture using your cell phone camera.


Identify the type of shape you found (e.g. geometric, organic, abstract):

How does the shape contribute to the overall composition of the image?


Space

Find an example of positive and negative space in an image using your cell phone camera.

Describe how the space contributes to the overall composition of the image:



How can you use space to create a sense of depth or atmosphere in an image?



Texture

Find an example of different textures in nature or architecture using your cell phone camera.

Identify the types of textures you found (e.g. smooth, rough, soft, hard):

How does the texture contribute to the overall composition of the image?

Colour


Find an example of primary and secondary colours in nature or architecture using your cell phone camera. Identify the colours you found and describe how they interact with each other:

How can you use colour to create mood or atmosphere in an image?


Form

Find an example of a 3D form in nature or architecture using your cell phone camera.

Describe the shape and texture of the form:



How does the form contribute to the overall composition of the image?



Value

Find an example of different values (light and dark) in an image using your cell phone camera.

Describe how the values contribute to the overall composition of the image:

How can you use value to create contrast or depth in an image?

Harmony, Repetition, Unity, Balance, and Pattern

Find an example of harmony, repetition, unity, balance, or pattern in nature or architecture using your cell phone camera.

Describe how the element contributes to the overall composition of the image:

How can you use these elements to create a visually appealing image?

Conclusion

Reflect on what you learned about the elements of design:

How can you apply your knowledge of the elements of design to teach art to elementary and middle school students?

Provide an example of how you can use digital photography to teach the elements of design in a classroom setting:

