



Introduction to Digital Tools

Welcome to the world of digital tools for classroom management and organization! This worksheet is designed to introduce 7-year-old students to the basics of digital tools and how they can be used to enhance their learning experience.

Throughout this worksheet, we will explore the importance of organization, digital citizenship, and how to use digital tools to stay on top of assignments and deadlines.

Understanding Digital Tools

Digital tools are software or applications that can be used to perform specific tasks, such as managing assignments, organizing digital files, and communicating with teachers and peers.

Some examples of digital tools include:

- Digital calendars
- Task management apps
- Digital notebooks
- Collaboration tools

Foundation Level:

Match the following digital tools with their descriptions:

| Digital Tool | Description |
|---------------------|--|
| Digital Calendar | A tool used to schedule events and appointments |
| Task Management App | A tool used to create and manage to-do lists |
| Digital Notebook | A tool used to take notes and organize digital files |

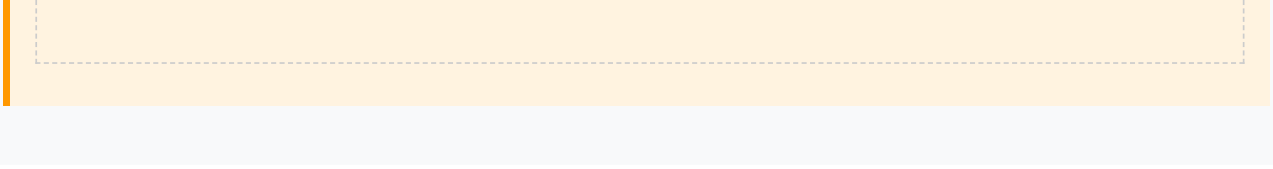
Core Level:

Describe a situation where you would use a digital calendar to stay organized.

Page 1 of 3

Extension Level:

Research and compare different digital tools for organization. Create a chart or table highlighting their features, advantages, and disadvantages.



Importance of Organization

Organization is key to academic success. Digital tools can help students keep track of assignments, deadlines, and materials.

By using digital tools, students can:

- Stay on top of assignments and deadlines
- Organize digital files and notes
- Communicate effectively with teachers and peers

Foundation Level:

Complete the following sentence: "I can use digital tools to _____ my assignments and deadlines."

Core Level:

Create a simple digital calendar to keep track of upcoming events and deadlines.

Extension Level:

Design a digital system for managing assignments and materials. Include features such as reminders, notifications, and collaboration tools.

Digital Citizenship


Digital citizenship is the practice of using technology responsibly and ethically.

This includes:

- Respecting others' privacy and digital rights
- Avoiding online threats such as phishing and inappropriate content
- Using technology to enhance learning and communication


Foundation Level:

What is one rule for online safety?



Core Level:

Role-play a scenario where you have to make a decision about online safety.



Extension Level:

Research and present on a topic related to digital citizenship, such as cyberbullying prevention or digital footprint management.



Activities and Questions

Answer the following questions:

1. What is a digital tool? Provide an example.
2. How can a digital calendar help you stay organized?
3. What is digital citizenship? Why is it important?
4. Design a digital notebook for organizing notes and assignments.
5. Create a simple digital calendar to keep track of upcoming events and deadlines.

Conclusion

In conclusion, digital tools are an essential part of modern education.

By understanding how to use digital tools effectively, students can enhance their learning experience, stay organized, and develop important skills for the digital age.

Remember to always use technology responsibly and ethically, and to respect others' privacy and digital rights.

