



Student Name: _____

Class: _____

Due Date: _____

Page 1: Self-Portrait and Name Writing


Draw a picture of yourself. Don't forget to include your favorite clothes, hair, and a big smile!

Write your name in big, bold letters below your self-portrait. Make sure to spell it correctly!


Write a short sentence about your age and who lives in your family. For example: "I am 5 years old, and I live with my mom, dad, and little brother."

Think about your favorite things, such as your favorite color, food, or hobby. Write another sentence to tell us more about yourself.


Write your name on five separate lines, using a different color each time.

A large, empty rectangular box with a thin gray border, intended for the student to write their name on five separate lines using different colors.


Practice writing your name with your non-dominant hand (if you're right-handed, try writing with your left hand, and vice versa).

A large, empty rectangular box with a thin gray border, intended for the student to practice writing their name with their non-dominant hand.

Draw a picture of your family, including all the members you mentioned in your sentence.



Label each family member with their name and relationship to you (e.g., "Mom," "Dad," "Brother").




Use the following word cards to build a short sentence: "I," "am," "happy," "when," "I," "play," "with," "my," "friends."


Arrange the word cards in the correct order to form a complete sentence.

Write the sentence on a piece of paper, using your best handwriting.

Write a short story about your favorite memory or experience. Try to use descriptive words and sentences to make your story come alive!



Illustrate your story with pictures or drawings.



Choose a family member to interview, and ask them questions about their favorite things, hobbies, or interests.

Write down their answers and create a short biography about the family member you interviewed.

Reflect on your work and identify what you did well and what you could improve on.

Set goals for future assignments and provide feedback on your progress.

Find and circle the following words related to personal identity:

- Name
- Family
- Friends
- Hobbies
- Favorite

Congratulations on completing the "All About Me" homework assignment!

Remember to have fun and be creative while exploring your personal identity and developing your language arts skills.