

Introduction (5 minutes)

Welcome to the Music Appreciation and Fundamentals worksheet! This activity is designed for children aged 6-10 years old to evaluate their understanding of basic musical concepts, instruments, and genres.

Please read the instructions carefully and have fun exploring music!

Section 1: Multiple Choice Questions (15 minutes)

Choose the correct answer for each question:

1. What is the name of the instrument that is often used in orchestras and is played by blowing air through a reed?
a) Violin
b) Trumpet
c) Clarinet
d) Drums

2. Which of the following rhythms is commonly used in children's songs?
a) 3/4
b) 4/4
c) 2/4
d) 6/8

3. What is the term for a series of pitches that sound good together?
a) Melody
b) Harmony
c) Rhythm
d) Timbre

Page 1 of 4

4. What is the role of a conductor in an orchestra?
a) To play the instruments
b) To sing the melody
c) To lead the musicians
d) To write the music

5. What is the name of the musical genre that originated in the southern United States?

- a) Jazz
- b) Blues
- c) Country
- d) Rock and Roll

Section 2: Short Answer Questions (20 minutes)

Answer each question in complete sentences:

1. What is your favorite type of music and why do you like it?

2. Describe the difference between a fast and slow tempo.

3. What is the role of a musician in a band?

4. What is the name of a famous composer who wrote music for children?

5. What is the term for a group of musicians who play instruments together?

Section 3: Performance Task (30 minutes)


Choose one of the following activities:

Page 1 of 4

1. Create a simple rhythm using everyday objects (e.g., clapping, tapping, or using household items) and write it down using musical notation or describe it in words.

2. Listen to a simple melody (e.g., "Twinkle, Twinkle, Little Star") and repeat it back using a musical instrument or your voice. Draw a picture of the instrument you used to play the melody.

3. Draw a picture of your favorite musical instrument and write a short sentence about why you like it. Describe the sound of the instrument and how it is played.



Conclusion (5 minutes)

Thank you for completing the Music Appreciation and Fundamentals worksheet! Remember to have fun and be creative when exploring music.

Please ask your teacher or parent for feedback and guidance.

Assessment Rubric


The following rubric will be used to assess your work:

- Multiple Choice Questions: 1 point for each correct answer
- Short Answer Questions: 2 points for each question that demonstrates a clear understanding of the concept
- Performance Task: 3 points for a performance that demonstrates a clear understanding of the task and showcases creativity and musicality


Extension Activity (20 minutes)

Choose one of the following activities:


1. Create a short composition using a musical instrument or digital tool.



2. Write a short story or poem about a musical experience.



3. Draw a picture of a musical scene or instrument and write a short description.



Teacher Notes and Guidance

Please provide feedback and guidance to the student as needed.

Encourage the student to ask questions and explore music in a fun and creative way.

