



**PLANIT**  
TEACHERS

## Exploring the Prehistoric World: Dinosaurs and Their Characteristics

**Student Name:** \_\_\_\_\_

**Class:** \_\_\_\_\_

**Due Date:** \_\_\_\_\_

### Introduction to Dinosaurs

Welcome to our exciting journey through the prehistoric world of dinosaurs! In this homework assignment, you will learn about different types of dinosaurs, their characteristics, and habitats. This activity is designed for students aged 7-8 years and is aligned with educational standards for Science.

Read the following information about different dinosaurs and answer the questions:

\* What was the biggest dinosaur? \_\_\_\_\_

\* What was the smallest dinosaur? \_\_\_\_\_

\* What did the Stegosaurus eat? \_\_\_\_\_

### Dinosaur Facts

- Tyrannosaurus Rex: a large carnivorous dinosaur
- Diplodocus: a long, herbivorous dinosaur
- Velociraptor: a small, carnivorous dinosaur

## Dinosaur Identification

Look at the pictures of dinosaurs below and try to identify them based on what you've learned.

[Insert pictures of 5 different dinosaurs]


\* Dinosaur 1: \_\_\_\_\_

\* Dinosaur 2: \_\_\_\_\_

\* Dinosaur 3: \_\_\_\_\_

\* Dinosaur 4: \_\_\_\_\_

\* Dinosaur 5: \_\_\_\_\_



## Characteristics Checklist

For each dinosaur, check the characteristics that apply:

Dinosaur	Herbivore	Carnivore	Omnivore	Small	Medium	Large
Tyrannosaurus Rex						
Diplodocus						
Velociraptor						

--

## Drawing Activity

Choose your favorite dinosaur and draw a picture. Include labels to show its characteristics.

A large, empty rectangular box with a thin black border, intended for a drawing of a dinosaur. The box is positioned within a light gray rounded rectangle that also contains the instruction text above it.

## Fun Facts


Write down at least three fun facts you learned about your chosen dinosaur:

1. \_\_\_\_\_
2. \_\_\_\_\_
3. \_\_\_\_\_

## Dinosaur Matching Game

Match the pictures of dinosaurs with their correct names.


[Insert pictures of 5 different dinosaurs and their names]



## Dinosaur Characteristics Sorting

Sort the dinosaurs into categories (herbivore, carnivore, omnivore) based on their characteristics.

[Insert pictures of 5 different dinosaurs and their characteristics]





## Create a Dinosaur Fact File

Choose a dinosaur and create a fact file. Include its name, what it ate, its size, and any other interesting facts you find.

## Design a Dinosaur

Imagine you are a paleontologist who has discovered a new dinosaur. Draw your dinosaur and write a short description of its characteristics, including what it eats, its size, and any unique features.

A large, empty rectangular box with a thin black border, intended for a drawing and a written description of a dinosaur.

## Conclusion

Congratulations on completing this exciting journey through the prehistoric world of dinosaurs! What did you learn? What was your favorite part of this activity?