

Student Name: _____

Class: _____

Due Date: _____

What is a Concept Paper?

A concept paper is a type of writing that allows you to explore and express your ideas on a specific topic. It is a fundamental skill in Language Arts that helps you to identify and generate ideas, and organize your thoughts into a clear and concise outline.

Learning Objectives:


1. Understand the basic structure and purpose of a concept paper
2. Identify and generate ideas for a concept paper
3. Organize thoughts and ideas into a clear and concise outline

Activity 1: Concept Paper Structure

Read and Identify:


Read the following sample concept paper and identify the introduction, body, and conclusion.

[Insert sample concept paper]



Create a Diagram:

Create a diagram or chart to illustrate the basic structure of a concept paper.



Activity 2: Idea Generation


Brainstorm Ideas:

Choose a topic that interests you and brainstorm ideas related to it. Use a mind map or a list to jot down your thoughts, questions, and ideas.



Share Your Ideas:

Share your ideas with a partner or in a small group and discuss any similarities or differences.



Activity 3: Outline Creation

Create an Outline:

Using your brainstormed ideas, create a basic outline for your concept paper. Include:

- Introduction: A brief overview of your topic
- Body: 2-3 main points that support your topic
- Conclusion: A summary of your main points

Write a Brief Explanation:

Write a brief explanation of why you chose your topic and what you hope to achieve with your concept paper.

Activity 4: Writing Your Concept Paper

Write Your Concept Paper:

Using your outline, write a short concept paper (approximately 1-2 pages). Make sure to:

- Introduce your topic clearly
- Support your main points with evidence or examples
- Conclude your paper with a summary of your main points

Activity 5: Peer Review

Exchange and Review:

Exchange your concept paper with a partner and provide feedback on:

- Clarity of introduction and conclusion
- Effectiveness of main points and evidence
- Overall organization and coherence

Success Criteria

The following criteria will be used to assess your concept paper:

- Clearly introduces the topic and purpose
- Includes 2-3 well-supported main points
- Concludes with a summary of the main points
- Is well-organized and easy to follow
- Demonstrates an understanding of the basic structure and purpose of a concept paper

Time Management:

Allocate your time as follows:

- Reading and understanding instructions: 2-3 minutes
- Choosing a topic and brainstorming ideas: 5-7 minutes
- Creating an outline: 5-7 minutes
- Writing the concept paper: 10-15 minutes
- Reviewing and editing: 5-10 minutes

Self-Assessment:

Reflect on your learning by answering the following questions:

- What did I learn about concept papers?
- What challenges did I face, and how did I overcome them?
- What would I do differently next time?
- How can I apply what I learned to future writing assignments?

Parent/Guardian Support:

Encourage your child to:

- Choose a topic they are interested in and passionate about
- Use their time effectively, allocating 30-40 minutes to complete the assignment
- Review the success criteria and ensure their concept paper meets the requirements

Conclusion

Congratulations! You have completed the introduction to concept papers activity. Remember to always follow the basic structure and purpose of a concept paper, and to use your time effectively to complete the assignment. Good luck with your future writing assignments!