

Introduction to Simple Future Tenses and Travel Planning

Welcome to this exciting adventure! In this activity, you will learn about the simple future tense and how to use it to plan a dream trip to a Mexican city. You will have the opportunity to practice your language skills, research a new destination, and create a personalized travel plan.

Objective: To use the simple future tense correctly to describe planned actions and events while planning a dream trip to a Mexican city.

- Understand the concept of the simple future tense
- Learn how to use the simple future tense to describe planned actions and events
- Apply the simple future tense to a real-life scenario, planning a trip to a Mexican city

Brainstorming and Research

Foundation: Use a word bank with simple future tense verbs (e.g. will go, will see, will eat) to help you brainstorm ideas for your trip.

Core: Research a Mexican city and create a list of places you would like to visit and activities you would like to do.

Extension: Research a specific aspect of Mexican culture, such as a traditional festival or cuisine, and write a short report about what you will learn or experience during your trip.

Writing Your Travel Plan


Foundation: Use sentence starters such as "Tomorrow, I will...", "Next week, I will...", or "When I arrive in..., I will..." to help you begin your paragraph.

Core: Write a short paragraph (5-7 sentences) about your planned trip, including what you will do, where you will go, and what you will see.


Extension: Write a short dialogue between you and a travel companion, using the simple future tense to make plans and discuss your itinerary.

Illustrating Your Trip


Foundation: Draw a simple map of your planned itinerary, including the places you will visit and the activities you will do.



Core: Create a detailed itinerary for your trip, including the dates, times, and activities you will do each day.



Extension: Design a poster advertising your dream trip to a Mexican city, including the places you will visit and the activities you will do.



Practice Exercises

Foundation: Complete a set of practice exercises to reinforce your understanding of the simple future tense, such as filling in the blanks with the correct form of the verb.

Core: Complete a quiz to demonstrate your understanding of the simple future tense.

Extension: Write a short journal entry about what you will do, see, and experience during your trip.

Foundation: Exchange your paragraph with a partner and provide feedback on their use of the simple future tense.

Core: Reflect on your own learning, identifying what you did well and what you need to work on.

Extension: Receive feedback from your teacher on your assignment, identifying areas of strength and weakness.

Foundation: Look at a travel brochure or website about a Mexican city to get ideas for your trip.

Core: Create a travel brochure for your dream trip, including the places you will visit and the activities you will do.

Extension: Research and write about a specific aspect of Mexican culture, such as a traditional festival or cuisine.

Foundation: Use a timeline to plan and organize your trip.

Core: Create a schedule for your trip, including the dates, times, and activities you will do each day.

Extension: Write a short reflection on how you managed your time and organized your trip.

Assessment Rubric

Foundation: Accuracy and consistency in using the simple future tense (30%)

Core: Completeness and detail of the itinerary (20%)

Extension: Creativity and engagement in the illustrated itinerary or travel brochure (20%)

Understanding of the simple future tense demonstrated through practice exercises or a quiz (30%)

Conclusion and Reflection

Foundation: Reflect on what you learned about the simple future tense and how you can apply it in your everyday life.

Core: Reflect on your travel plan and what you would like to do differently next time.

Extension: Write a short reflection on what you learned about Mexican culture and how you can apply it in your future travels.

Advanced Concepts in Simple Future Tense

In this section, we will explore more advanced concepts related to the simple future tense, including the use of modal verbs, conditional sentences, and the difference between "will" and "going to".

Foundation: Complete a set of practice exercises to reinforce your understanding of the simple future tense, including the use of modal verbs and conditional sentences.

Core: Write a short paragraph using the simple future tense to describe a hypothetical situation, including the use of modal verbs and conditional sentences.

Extension: Create a short dialogue between two people discussing their plans for the future, using the simple future tense and modal verbs.

Using the Simple Future Tense in Context

In this section, we will explore how to use the simple future tense in context, including in conversations, writing, and presentations.

Case Study: Planning a Trip

Read the following conversation between two friends planning a trip to Mexico and identify the uses of the simple future tense.

Foundation: Complete a set of practice exercises to reinforce your understanding of the simple future tense in context.

Core: Write a short paragraph using the simple future tense to describe a future event or plan.

Extension: Create a short presentation using the simple future tense to describe a future project or goal.

Common Mistakes and Challenges

In this section, we will explore common mistakes and challenges related to the simple future tense, including the use of "will" and "going to" and the difference between the simple future and the present continuous.

Foundation: Research and write about a common mistake or challenge related to the simple future tense.


Core: Create a set of practice exercises to help learners avoid common mistakes and challenges related to the simple future tense.

Extension: Design a lesson plan to teach the simple future tense, including a focus on common mistakes and challenges.


Teaching the Simple Future Tense

In this section, we will explore how to teach the simple future tense, including lesson plans, activities, and assessments.


Foundation: Create a lesson plan to teach the simple future tense, including a focus on grammar, vocabulary, and pronunciation.

A large, empty rectangular box with a light gray border, intended for creating a lesson plan for the simple future tense.

Core: Design a set of activities to practice the simple future tense, including speaking, writing, and listening.

A large, empty rectangular box with a light gray border, intended for designing activities to practice the simple future tense.

Extension: Develop a set of assessments to evaluate learners' understanding of the simple future tense, including quizzes, tests, and projects.

A large, empty rectangular box with a light gray border, intended for developing assessments to evaluate learners' understanding of the simple future tense.

Conclusion and Final Project

In this final section, we will conclude our exploration of the simple future tense and provide a final project for learners to demonstrate their understanding.

Foundation: Complete a final project that demonstrates your understanding of the simple future tense, including a written report, presentation, or video.

Core: Reflect on what you have learned about the simple future tense and how you can apply it in your everyday life.

Extension: Create a portfolio of your work, including all the tasks and activities completed throughout the course.

Appendix: Additional Resources

In this appendix, we will provide additional resources for learners, including grammar guides, vocabulary lists, and practice exercises.

Foundation: Research and write about a topic related to the simple future tense, using the additional resources provided.

Core: Create a set of practice exercises using the additional resources provided.

Extension: Design a lesson plan using the additional resources provided.

Introduction to Simple Future Tenses and Travel Planning

Welcome to this exciting adventure! In this activity, you will learn about the simple future tense and how to use it to plan a dream trip to a Mexican city. You will have the opportunity to practice your language skills, research a new destination, and create a personalized travel plan.

Objective: To use the simple future tense correctly to describe planned actions and events while planning a dream trip to a Mexican city.

- Understand the concept of the simple future tense
- Learn how to use the simple future tense to describe planned actions and events
- Apply the simple future tense to a real-life scenario, planning a trip to a Mexican city

Brainstorming and Research

Foundation: Use a word bank with simple future tense verbs (e.g. will go, will see, will eat) to help you brainstorm ideas for your trip.

Core: Research a Mexican city and create a list of places you would like to visit and activities you would like to do.

Extension: Research a specific aspect of Mexican culture, such as a traditional festival or cuisine, and write a short report about what you will learn or experience during your trip.

Writing Your Travel Plan


Foundation: Use sentence starters such as "Tomorrow, I will...", "Next week, I will...", or "When I arrive in..., I will..." to help you begin your paragraph.

Core: Write a short paragraph (5-7 sentences) about your planned trip, including what you will do, where you will go, and what you will see.


Extension: Write a short dialogue between you and a travel companion, using the simple future tense to make plans and discuss your itinerary.

Illustrating Your Trip


Foundation: Draw a simple map of your planned itinerary, including the places you will visit and the activities you will do.



Core: Create a detailed itinerary for your trip, including the dates, times, and activities you will do each day.



Extension: Design a poster advertising your dream trip to a Mexican city, including the places you will visit and the activities you will do.



Practice Exercises

Foundation: Complete a set of practice exercises to reinforce your understanding of the simple future tense, such as filling in the blanks with the correct form of the verb.

Core: Complete a quiz to demonstrate your understanding of the simple future tense.

Extension: Write a short journal entry about what you will do, see, and experience during your trip.

Peer Review and Self-Assessment

Foundation: Exchange your paragraph with a partner and provide feedback on their use of the simple future tense.

Core: Reflect on your own learning, identifying what you did well and what you need to work on.

Extension: Receive feedback from your teacher on your assignment, identifying areas of strength and weakness.

Foundation: Look at a travel brochure or website about a Mexican city to get ideas for your trip.

Core: Create a travel brochure for your dream trip, including the places you will visit and the activities you will do.

Extension: Research and write about a specific aspect of Mexican culture, such as a traditional festival or cuisine.

Time Management and Organization

Foundation: Use a timeline to plan and organize your trip.

Core: Create a schedule for your trip, including the dates, times, and activities you will do each day.

Extension: Write a short reflection on how you managed your time and organized your trip.

Assessment Rubric

Foundation: Accuracy and consistency in using the simple future tense (30%)

Core: Completeness and detail of the itinerary (20%)

Extension: Creativity and engagement in the illustrated itinerary or travel brochure (20%)

Understanding of the simple future tense demonstrated through practice exercises or a quiz (30%)

Conclusion and Reflection

Foundation: Reflect on what you learned about the simple future tense and how you can apply it in your everyday life.

Core: Reflect on your travel plan and what you would like to do differently next time.

Extension: Write a short reflection on what you learned about Mexican culture and how you can apply it in your future travels.

Final Thoughts

Congratulations on completing this activity! You have demonstrated your understanding of the simple future tense and applied it to a real-life scenario. Remember to continue practicing and using the simple future tense in your everyday life.