



**Student Name:** \_\_\_\_\_

**Class:** \_\_\_\_\_

**Due Date:** \_\_\_\_\_

## Introduction to Bees

**Hello! Let's learn about bees.**

Bees are small, flying insects that live in hives and collect nectar from flowers.

**Activity:** Draw a picture of a bee and write its name.

**Bees go through different stages of life.**

Can you put the stages in order?

1. Egg
2. Larva
3. Pupa
4. Adult

**Activity:** Sequence the stages of a bee's life (cut and paste or draw).

## Bee Hotel

**Bees need a safe place to live.**

We can help them by building a bee hotel.

**Activity:** Draw a picture of a bee hotel and write what materials you would use to build it.



## Pollination

**Bees help plants grow by collecting nectar from flowers.**

This is called pollination.


**Activity:** Match the pictures of different flowers with the correct type of bee that visits them.

A large empty rectangular box with a thin grey border, intended for students to draw or paste images of flowers and bees for the matching activity.

## Bee Facts


**Did you know that bees are very social and communicate with each other through dance?**

**Activity:** Draw a picture of a bee dancing and write one fun fact about bees.



## Bee-Themed Coloring

**Color the picture and write a short sentence about what you like about bees.**

A large, empty rectangular box with a thin black border, intended for a child to draw a bee and write a sentence about it.

## Bee Word Search

**Find the words in the word search and write a short sentence using one of the words.**

**What does a bee do during the day?**

1. Waking up
2. Collecting nectar
3. Returning to hive


**Activity:** Put the pictures in order and write a short sentence about what the bee is doing in each picture.



## Bee Drawing

**Draw a picture of your favorite bee-related thing (e.g., bee, hive, flower).**

**Activity:** Draw a picture and write a short sentence about what you drew.


A large, empty rectangular box with a thin black border, intended for a drawing. It is positioned below the activity instructions and occupies a significant portion of the page's width.

## Conclusion

**Thank you for learning about bees with me!**

Remember, bees are important and we can help them by planting flowers and being kind to them.

**Activity:** Write a short sentence about what you learned about bees and draw a picture of a bee or a flower.

A large, empty rectangular box with a thin black border, intended for a student to write a sentence and draw a picture of a bee or a flower.