



## Introduction to Babies

*In this lesson, we will explore the world of babies and learn about their development, needs, and how to create a nurturing environment for them.*

### Activity 1: Baby Picture Sorting

*Objective: To develop cognitive skills through sorting and categorization.*

*Materials: Pictures of babies, sorting mats, and baskets.*

*Procedure: Show children pictures of babies and ask them to sort the pictures into different categories (e.g., baby animals, baby toys, baby clothes).*

## Baby Sensory Play

*Objective: To develop fine motor skills and hand-eye coordination through sensory play.*

*Materials: Playdough, baby-themed toys, and sensory bins.*

*Procedure: Provide children with playdough and baby-themed toys, and ask them to create and explore.*

## Baby Story Time

*Objective: To develop language and literacy skills through storytelling.*

*Materials: Baby-themed books and puppets.*


*Procedure: Read a baby-themed book to the children and ask them to participate in the story by pointing to pictures and identifying objects.*

## Baby Music and Movement

*Objective: To develop social-emotional skills through music and movement.*

*Materials: Baby-themed music and instruments.*

*Procedure: Play baby-themed music and ask children to move and dance, encouraging them to express their emotions and develop their sense of rhythm.*



## Exploring Baby Development


*In this lesson, we will explore the different stages of baby development and learn about their needs and characteristics.*

### Activity 1: Baby Development Chart

*Objective: To develop cognitive skills through understanding baby development stages.*

*Materials: Baby development charts and pictures.*

*Procedure: Show children a baby development chart and ask them to identify the different stages of baby development.*




## Baby Doll Care

*Objective: To develop social-emotional skills through role-playing.*

*Materials: Baby dolls and accessories.*

*Procedure: Provide children with baby dolls and accessories, and ask them to take care of the dolls, promoting nurturing and caregiving skills.*



## Baby Art

*Objective: To develop creative skills through art.*

*Materials: Art supplies and baby-themed pictures.*

*Procedure: Ask children to create a picture of a baby using various art supplies, encouraging them to express their creativity.*


Copyright 2023 Planit Teachers. All rights reserved.

## Baby Science

*Objective: To develop physical skills through science experiments.*

*Materials: Baby-themed science materials (e.g., baby blocks, baby-safe mirrors).*

*Procedure: Conduct a baby-themed science experiment, such as building a baby block tower, and ask children to participate and learn.*



## Creating a Nurturing Environment for Babies

*In this lesson, we will learn about the importance of creating a nurturing environment for babies and how to do it.*

### Activity 1: Baby Room Design

*Objective: To develop cognitive skills through design and planning.*

*Materials: Baby room design materials (e.g., blocks, furniture).*

*Procedure: Ask children to design a baby room, promoting problem-solving and critical thinking skills.*

## Baby Safety

*Objective: To develop physical skills through safety awareness.*

*Materials: Baby safety materials (e.g., baby gates, outlet covers).*

*Procedure: Teach children about baby safety, and ask them to identify potential hazards and solutions.*

## Baby Emotional Intelligence

*Objective: To develop social-emotional skills through emotional intelligence.*

*Materials: Baby emotional intelligence materials (e.g., feelings charts, emotional cards).*

*Procedure: Teach children about emotions and ask them to identify and express their feelings, promoting emotional intelligence.*

Copyright 2023 Planit Teachers. All rights reserved.

## Baby Music and Movement

*Objective: To develop social-emotional skills through music and movement.*

*Materials: Baby-themed music and instruments.*

*Procedure: Play baby-themed music and ask children to move and dance, encouraging them to express their emotions and develop their sense of rhythm.*



## Caring for Babies

*In this lesson, we will learn about the importance of caring for babies and how to do it.*

### Activity 1: Baby Feeding

*Objective: To develop physical skills through feeding and nurturing.*

*Materials: Baby dolls and feeding accessories.*

*Procedure: Provide children with baby dolls and feeding accessories, and ask them to feed and care for the dolls.*

## Baby Bath Time

*Objective: To develop physical skills through bathing and hygiene.*

*Materials: Baby dolls and bathing accessories.*

*Procedure: Provide children with baby dolls and bathing accessories, and ask them to bathe and care for the dolls.*

## Baby Soothing

*Objective: To develop social-emotional skills through soothing and comforting.*

*Materials: Baby dolls and soothing materials (e.g., pacifiers, soft toys).*

*Procedure: Provide children with baby dolls and soothing materials, and ask them to soothe and comfort the dolls.*

Copyright 2023 Planit Teachers. All rights reserved.

## Baby Play

*Objective: To develop cognitive skills through play and exploration.*

*Materials: Baby toys and play materials.*

*Procedure: Provide children with baby toys and play materials, and ask them to play and explore, promoting cognitive development.*





## Review and Reflection

*In this lesson, we will review what we have learned and reflect on our experiences.*

### Activity 1: Baby Review

*Objective: To develop cognitive skills through review and reflection.*

*Materials: Baby-themed review materials (e.g., flashcards, quizzes).*

*Procedure: Review baby-themed concepts and ask children to reflect on what they have learned.*

## Baby Reflection

*Objective: To develop social-emotional skills through reflection and self-awareness.*

*Materials: Baby-themed reflection materials (e.g., journals, drawings).*

*Procedure: Ask children to reflect on their learning and express their thoughts and feelings about babies.*

## Baby Celebration

*Objective: To develop social-emotional skills through celebration and appreciation.*

*Materials: Baby-themed celebration materials (e.g., balloons, cake).*

*Procedure: Celebrate the children's learning and appreciation for babies, promoting social-emotional development.*

Copyright 2023 Planit Teachers. All rights reserved.

## Baby Assessment

*Objective: To develop cognitive skills through assessment and evaluation.*

*Materials: Baby-themed assessment materials (e.g., quizzes, tests).*

*Procedure: Assess children's understanding of baby-themed concepts and evaluate their learning, promoting cognitive development.*



## Assessment and Evaluation

*In this section, we will discuss the importance of assessment and evaluation in the learning process.*

### Formative Assessment

*Objective: To develop cognitive skills through ongoing assessment and feedback.*

*Procedure: Observe children's participation and engagement during activities, and use assessment materials (e.g., quizzes, tests) to evaluate their understanding of baby-themed concepts.*

### Summative Assessment

*Objective: To develop cognitive skills through comprehensive assessment and evaluation.*

*Procedure: Use a comprehensive assessment to evaluate children's overall understanding of baby development and their ability to create a nurturing environment for babies.*

## Extension Activities

*In this section, we will discuss some extension activities that can be used to further develop children's skills and knowledge.*

### Baby Animal Matching Game

*Objective: To develop cognitive skills through matching and categorization.*

*Procedure: Create a matching game with pictures of different baby animals and their mothers, and ask children to match the pictures.*

Copyright 2023 Planit Teachers. All rights reserved.

### Baby Sensory Bin

*Objective: To develop physical skills through sensory play.*

*Procedure: Create a sensory bin filled with rice, beans, or sand and hide small toy babies or other objects for children to find and explore.*



## Parent Engagement

*In this section, we will discuss the importance of parent engagement in the learning process.*

### Parent-Child Activity Sessions

*Objective: To develop social-emotional skills through parent-child interaction.*

*Procedure: Invite parents to attend activity sessions with their child, where they can participate in activities such as sensory play, music and movement, and story time.*

## Parent-Teacher Conferences

*Objective: To develop communication skills through parent-teacher conferences.*

*Procedure: Schedule regular parent-teacher conferences to discuss children's progress, share observations, and set goals for future learning.*

## Parent Volunteer Opportunities

*Objective: To develop social-emotional skills through parent volunteer opportunities.*

*Procedure: Offer parents opportunities to volunteer in the classroom, assisting with activities, preparing materials, and supporting teachers.*

Copyright 2023 Planit Teachers. All rights reserved.

## Safety Considerations

*In this section, we will discuss some safety considerations that should be taken into account when working with children.*

### General Safety Precautions

*Objective: To develop physical skills through safety awareness.*

*Procedure: Ensure that all materials and equipment are safe and suitable for 3-4 year old children, and provide a clean and hygienic environment, with regular cleaning and disinfection of surfaces and toys.*



## Creating a Nurturing Environment for Babies

Creating a nurturing environment for babies is crucial for their development and well-being. This environment should provide a sense of security, comfort, and stimulation, allowing babies to grow and thrive. In this section, we will explore the key elements of a nurturing environment and how to create one for babies.

### Example: Setting Up a Baby Room

When setting up a baby room, consider the following elements: a comfortable and safe place for the baby to sleep, a changing station with all necessary supplies, a feeding area with a comfortable chair and a table for preparing formula or breastmilk, and a play area with toys and stimulation. Ensure that the room is well-ventilated, at a comfortable temperature, and free from hazards.

### Reflection: Creating a Nurturing Environment

Reflect on your own experiences with creating a nurturing environment for babies. What elements do you think are most important? How can you incorporate these elements into your daily interactions with babies? Consider the role of lighting, color, texture, and sound in creating a soothing and stimulating environment.

## Baby Developmental Milestones

Babies develop at an incredible rate, and understanding their developmental milestones is essential for providing appropriate care and support. In this section, we will explore the major developmental milestones for babies, including physical, cognitive, and emotional development.

### Case Study: Baby Developmental Milestones

Meet Emma, a 6-month-old baby who is just starting to sit up and reach for toys. Her caregivers notice that she is also starting to babble and respond to her name. What developmental milestones is Emma achieving, and how can her caregivers support her continued development?

### Activity: Tracking Baby Development

Create a chart or graph to track a baby's developmental milestones over the first year. Include physical, cognitive, and emotional milestones, and provide space for notes and observations. How can this tool be used to support baby development and identify potential areas of concern?

## Baby Nutrition and Feeding

Nutrition and feeding are critical components of baby care, and understanding the best practices for feeding babies is essential for their health and well-being. In this section, we will explore the basics of baby nutrition, including breastfeeding, formula feeding, and introducing solid foods.

### Example: Breastfeeding Support

Breastfeeding can be challenging, especially for new mothers. What types of support can be offered to breastfeeding mothers, such as lactation consultants, breastfeeding classes, and online resources? How can caregivers and healthcare providers promote and support breastfeeding?

### Reflection: Baby Nutrition and Feeding

Reflect on your own experiences with baby nutrition and feeding. What challenges have you faced, and how have you overcome them? Consider the role of cultural and societal factors in shaping feeding practices, and how caregivers can be sensitive to these factors while also promoting healthy feeding habits.

## Baby Sleep and Rest

Sleep and rest are essential for baby development, and understanding the best practices for promoting healthy sleep habits is crucial for caregivers. In this section, we will explore the basics of baby sleep, including establishing a bedtime routine, creating a sleep-friendly environment, and addressing common sleep challenges.

## Case Study: Baby Sleep Challenges

Meet Jackson, a 9-month-old baby who is having trouble sleeping through the night. His caregivers have tried establishing a bedtime routine and creating a sleep-friendly environment, but Jackson continues to wake up frequently. What additional strategies can be tried to support Jackson's sleep development?

### Activity: Creating a Sleep-Friendly Environment

Design a sleep-friendly environment for a baby, including considerations such as lighting, temperature, and noise level. How can caregivers create a sleep-friendly environment that promotes healthy sleep habits and supports baby development?

## Baby Safety and Injury Prevention

Safety and injury prevention are critical components of baby care, and understanding the best practices for keeping babies safe is essential for caregivers. In this section, we will explore the basics of baby safety, including home safety, car seat safety, and emergency preparedness.

### Example: Home Safety Checklist

Create a home safety checklist for caregivers, including items such as securing heavy furniture, installing safety gates, and storing hazardous materials out of reach. How can caregivers use this checklist to ensure a safe environment for babies?

### Reflection: Baby Safety and Injury Prevention

Reflect on your own experiences with baby safety and injury prevention. What challenges have you faced, and how have you overcome them? Consider the role of caregiver education and awareness in preventing injuries and promoting baby safety.

## Baby Developmental Delays and Disorders

Developmental delays and disorders can be a concern for caregivers, and understanding the signs and symptoms is essential for early identification and intervention. In this section, we will explore the basics of developmental delays and disorders, including autism, Down syndrome, and cerebral palsy.

### Case Study: Developmental Delay

Meet Ava, a 12-month-old baby who is not yet sitting up or crawling. Her caregivers are concerned about her development and have scheduled an appointment with a pediatrician. What signs and symptoms might indicate a developmental delay, and how can caregivers support Ava's development?

### Activity: Supporting Babies with Developmental Delays

Copyright 2023 Hamit Teachers. All rights reserved.

Design a support plan for a baby with a developmental delay, including strategies for promoting development and addressing challenges. How can caregivers work with healthcare providers and therapists to support the baby's development and well-being?

## Conclusion and Next Steps

In conclusion, creating a nurturing environment for babies requires a comprehensive approach that includes understanding baby development, nutrition, sleep, safety, and developmental delays. Caregivers play a critical role in promoting healthy development and well-being, and ongoing education and support are essential for providing high-quality care.



## Reflection: Creating a Nurturing Environment

Reflect on your own experiences with creating a nurturing environment for babies. What have you learned, and how will you apply this knowledge in your future interactions with babies? Consider the role of self-reflection and ongoing education in promoting high-quality care and supporting baby development.

## Activity: Creating a Personalized Care Plan

Design a personalized care plan for a baby, including strategies for promoting development, addressing challenges, and supporting overall well-being. How can caregivers use this plan to provide high-quality care and support baby development?



**PLANIT**  
TEACHERS

Creating a Nurturing Environment for Baby Development

### Introduction to Babies

*In this lesson, we will explore the world of babies and learn about their development, needs, and how to create a nurturing environment for them.*

### Activity 1: Baby Picture Sorting

*Objective: To develop cognitive skills through sorting and categorization.*

*Materials: Pictures of babies, sorting mats, and baskets.*

*Procedure: Show children pictures of babies and ask them to sort the pictures into different categories (e.g., baby animals, baby toys, baby clothes).*

### Baby Sensory Play

*Objective: To develop fine motor skills and hand-eye coordination through sensory play.*

Copyright 2023 Planit Teachers. All rights reserved.

*Materials: Playdough, baby-themed toys, and sensory bins.*

*Procedure: Provide children with playdough and baby-themed toys, and ask them to create and explore.*

### Baby Story Time

*Objective: To develop language and literacy skills through storytelling.*

*Materials: Baby-themed books and puppets.*

*Procedure: Read a baby-themed book to the children and ask them to participate in the story by pointing to pictures and identifying objects.*

## Baby Music and Movement

*Objective: To develop social-emotional skills through music and movement.*

*Materials: Baby-themed music and instruments.*

*Procedure: Play baby-themed music and ask children to move and dance, encouraging them to express their emotions and develop their sense of rhythm.*

## Exploring Baby Development


*In this lesson, we will explore the different stages of baby development and learn about their needs and characteristics.*

### Activity 1: Baby Development Chart

*Objective: To develop cognitive skills through understanding baby development stages.*

*Materials: Baby development charts and pictures.*

*Procedure: Show children a baby development chart and ask them to identify the different stages of baby development.*




## Baby Doll Care

*Objective: To develop social-emotional skills through role-playing.*

*Materials: Baby dolls and accessories.*

*Procedure: Provide children with baby dolls and accessories, and ask them to take care of the dolls, promoting nurturing and caregiving skills.*



## Baby Art

*Objective: To develop creative skills through art.*

*Materials: Art supplies and baby-themed pictures.*

*Procedure: Ask children to create a picture of a baby using various art supplies, encouraging them to express their creativity.*


Copyright 2023 Planit Teachers. All rights reserved.

## Baby Science

*Objective: To develop physical skills through science experiments.*

*Materials: Baby-themed science materials (e.g., baby blocks, baby-safe mirrors).*

*Procedure: Conduct a baby-themed science experiment, such as building a baby block tower, and ask children to participate and learn.*



## Creating a Nurturing Environment for Babies

*In this lesson, we will learn about the importance of creating a nurturing environment for babies and how to do it.*

### Activity 1: Baby Room Design

*Objective: To develop cognitive skills through design and planning.*

*Materials: Baby room design materials (e.g., blocks, furniture).*

*Procedure: Ask children to design a baby room, promoting problem-solving and critical thinking skills.*

## Baby Safety

*Objective: To develop physical skills through safety awareness.*

*Materials: Baby safety materials (e.g., baby gates, outlet covers).*

*Procedure: Teach children about baby safety, and ask them to identify potential hazards and solutions.*

## Baby Emotional Intelligence

*Objective: To develop social-emotional skills through emotional intelligence.*

*Materials: Baby emotional intelligence materials (e.g., feelings charts, emotional cards).*

*Procedure: Teach children about emotions and ask them to identify and express their feelings, promoting emotional intelligence.*

Copyright 2023 Planit Teachers. All rights reserved.

## Baby Music and Movement

*Objective: To develop social-emotional skills through music and movement.*

*Materials: Baby-themed music and instruments.*

*Procedure: Play baby-themed music and ask children to move and dance, encouraging them to express their emotions and develop their sense of rhythm.*



## Caring for Babies

*In this lesson, we will learn about the importance of caring for babies and how to do it.*

### Activity 1: Baby Feeding

*Objective: To develop physical skills through feeding and nurturing.*

*Materials: Baby dolls and feeding accessories.*

*Procedure: Provide children with baby dolls and feeding accessories, and ask them to feed and care for the dolls.*

## Baby Bath Time

*Objective: To develop physical skills through bathing and hygiene.*

*Materials: Baby dolls and bathing accessories.*

*Procedure: Provide children with baby dolls and bathing accessories, and ask them to bathe and care for the dolls.*

## Baby Soothing

*Objective: To develop social-emotional skills through soothing and comforting.*

*Materials: Baby dolls and soothing materials (e.g., pacifiers, soft toys).*

*Procedure: Provide children with baby dolls and soothing materials, and ask them to soothe and comfort the dolls.*

Copyright 2023 Planit Teachers. All rights reserved.

## Baby Play

*Objective: To develop cognitive skills through play and exploration.*

*Materials: Baby toys and play materials.*

*Procedure: Provide children with baby toys and play materials, and ask them to play and explore, promoting cognitive development.*





## Review and Reflection

*In this lesson, we will review what we have learned and reflect on our experiences.*

### Activity 1: Baby Review

*Objective: To develop cognitive skills through review and reflection.*

*Materials: Baby-themed review materials (e.g., flashcards, quizzes).*

*Procedure: Review baby-themed concepts and ask children to reflect on what they have learned.*

## Baby Reflection

*Objective: To develop social-emotional skills through reflection and self-awareness.*

*Materials: Baby-themed reflection materials (e.g., journals, drawings).*

*Procedure: Ask children to reflect on their learning and express their thoughts and feelings about babies.*

## Baby Celebration

*Objective: To develop social-emotional skills through celebration and appreciation.*

*Materials: Baby-themed celebration materials (e.g., balloons, cake).*

*Procedure: Celebrate the children's learning and appreciation for babies, promoting social-emotional development.*

Copyright 2023 Planit Teachers. All rights reserved.

## Baby Assessment

*Objective: To develop cognitive skills through assessment and evaluation.*

*Materials: Baby-themed assessment materials (e.g., quizzes, tests).*

*Procedure: Assess children's understanding of baby-themed concepts and evaluate their learning, promoting cognitive development.*



## Assessment and Evaluation

*In this section, we will discuss the importance of assessment and evaluation in the learning process.*

### Formative Assessment

*Objective: To develop cognitive skills through ongoing assessment and feedback.*

*Procedure: Observe children's participation and engagement during activities, and use assessment materials (e.g., quizzes, tests) to evaluate their understanding of baby-themed concepts.*

### Summative Assessment

*Objective: To develop cognitive skills through comprehensive assessment and evaluation.*

*Procedure: Use a comprehensive assessment to evaluate children's overall understanding of baby development and their ability to create a nurturing environment for babies.*

## Extension Activities

*In this section, we will discuss some extension activities that can be used to further develop children's skills and knowledge.*

### Baby Animal Matching Game

*Objective: To develop cognitive skills through matching and categorization.*

*Procedure: Create a matching game with pictures of different baby animals and their mothers, and ask children to match the pictures.*

Copyright 2023 Planit Teachers. All rights reserved.

### Baby Sensory Bin

*Objective: To develop physical skills through sensory play.*

*Procedure: Create a sensory bin filled with rice, beans, or sand and hide small toy babies or other objects for children to find and explore.*



## Parent Engagement

*In this section, we will discuss the importance of parent engagement in the learning process.*

### Parent-Child Activity Sessions

*Objective: To develop social-emotional skills through parent-child interaction.*

*Procedure: Invite parents to attend activity sessions with their child, where they can participate in activities such as sensory play, music and movement, and story time.*

## Parent-Teacher Conferences

*Objective: To develop communication skills through parent-teacher conferences.*

*Procedure: Schedule regular parent-teacher conferences to discuss children's progress, share observations, and set goals for future learning.*

## Parent Volunteer Opportunities

*Objective: To develop social-emotional skills through parent volunteer opportunities.*

*Procedure: Offer parents opportunities to volunteer in the classroom, assisting with activities, preparing materials, and supporting teachers.*

Copyright 2023 Planit Teachers. All rights reserved.

## Safety Considerations

*In this section, we will discuss some safety considerations that should be taken into account when working with children.*

### General Safety Precautions

*Objective: To develop physical skills through safety awareness.*

*Procedure: Ensure that all materials and equipment are safe and suitable for 3-4 year old children, and provide a clean and hygienic environment, with regular cleaning and disinfection of surfaces and toys.*



