



## Introduction (10 minutes)

Read the introduction to analyzing character relationships and motivations, and answer the following questions:

1. What is the importance of analyzing character relationships and motivations in literary texts?

2. How can graphic organizers be used to analyze character relationships and motivations?

## Understanding Character Relationships (20 minutes)

Read the section on understanding character relationships, and complete the following activities:


### Activity 1: Character Relationship Analysis

Read a selected text or passage and identify the main characters. Create a graphic organizer to analyze the character relationships.

1. What are the character traits of each main character?

2. How do the characters interact with each other?

3. What conflicts arise between characters?




## Analyzing Character Motivations (25 minutes)

Read the section on analyzing character motivations, and complete the following activities:

### Activity 2: Character Motivation Analysis

Read a selected text or passage and identify the main characters. Create a graphic organizer to analyze the character motivations.


1. What are the character goals and desires?



2. What motivates the character to achieve their goals?



3. What conflicts arise from the character's motivations?




## Creating a Character Map (20 minutes)

Read the section on creating a character map, and complete the following activities:

### Activity 3: Character Map Creation


Read a selected text or passage and identify the main characters. Create a character map to illustrate the relationships between characters.

1. What are the relationships between characters?




Page 1 of 4

2. How do the characters interact with each other?



3. What conflicts arise between characters?





## ELL/ESL Support Strategies (15 minutes)

Read the section on ELL/ESL support strategies, and complete the following activities:

### Activity 4: ELL/ESL Support Strategies

Provide graphic organizers with key vocabulary and phrases related to character analysis. Offer one-on-one support or small group instruction.

1. How can graphic organizers be used to support ELL/ESL students?

2. What are some strategies for providing one-on-one support or small group instruction?

## Conclusion (10 minutes)

Read the conclusion, and complete the following activities:

### Individual Reflection:

1. What was the most surprising thing you learned about analyzing character relationships and motivations?

2. How will this learning change your approach to reading and analyzing literary texts?

3. What questions do you still have about analyzing character relationships and motivations?




## Assessment (20 minutes)

Complete the following assessment activities:


### Activity 5: Assessment

Complete the graphic organizers for character relationship and motivation analysis. Create a character map for a selected text or passage.


1. What are the character traits of each main character?



2. How do the characters interact with each other?



3. What conflicts arise between characters?



## Extension (25 minutes)


Complete the following extension activities:

### Activity 6: Extension

Create a visual project, such as a comic strip or infographic, that illustrates character relationships and motivations. Write a literary analysis essay that demonstrates understanding of character relationships and motivations.

1. What are some ways to create a visual project that illustrates character relationships and motivations?

Page 1 of 4



2. How can a literary analysis essay demonstrate understanding of character relationships and motivations?

