



Reading Techniques for Effective Comprehension Homework Sheet

Student Name: _____

Class: _____

Due Date: _____

Introduction

Welcome to the Reading Techniques for Effective Comprehension homework sheet! This activity is designed to support your learning objectives in Language Arts, focusing on reading techniques that enhance comprehension. By the end of this activity, you will be able to identify, explain, and apply various reading strategies to improve your understanding of complex texts.

Effective reading comprehension is a crucial skill that enables individuals to extract meaning from written texts, understand the author's intent, and apply the knowledge gained to real-life situations. This homework sheet is designed to help you develop and refine your reading techniques, ensuring that you become a proficient and confident reader.

Reading Strategies

Skim and Scan

Skimming and scanning are essential reading strategies that help you quickly identify the main ideas and structure of a text. Skimming involves reading the introduction, headings, and subheadings to understand the text's organization, while scanning involves reading the first sentence of each paragraph to grasp the main points.

1. What does it mean to skim and scan a text?

2. How can this strategy help you understand the main ideas of a text?

Active Reading

Active reading involves engaging with the text by underlining, highlighting, or annotating important points. This strategy helps you focus on the most critical information, retain it better, and develop a deeper understanding of the text.

1. What does it mean to actively read a text?

2. How can underlining, highlighting, or annotating important points help you engage with the text?

Article Selection

Choose an article from the provided list or find one that interests you, ensuring it aligns with your reading level. Write the title of the article and the author's name below:

Article Title: _____

Author: _____

Applying Reading Strategies

Skim and Scan

Skim and scan the article to identify its structure and main points. Write down the main ideas you found:

Active Reading

Actively read the article, underlining or highlighting key information. Write down the most important points you found:

Visualizing

Visualizing involves creating mental images to help you understand and retain information better. This strategy can be applied to various types of texts, including fiction and nonfiction.

1. What does it mean to visualize a text?

2. How can creating mental images help you improve retention and understanding?

Summarizing

Summarizing involves condensing the main points of a text into your own words. This strategy helps you understand the text better, retain information, and communicate your findings effectively.

1. What does it mean to summarize a text?

2. How can condensing the main points of a text into your own words help you understand the text better?

Reflection

Reflect on your experience applying the reading strategies:

1. Which strategy worked best for you? Why?

2. What challenges did you face, and how did you overcome them?

3. How can you apply these strategies in future readings?

Extension Activity 1 - Mind Map

Create a mind map to visualize the connections between ideas in the article. Use colors, symbols, and images to make it engaging and meaningful.

Extension Activity 2 - Reflective Essay

Write a reflective essay discussing how applying these strategies improved your comprehension and what challenges you faced. Be sure to include specific examples from the article.

Extension Activity 3 - Peer Review

Exchange articles with a classmate, apply the strategies, and discuss your findings. Write down what you learned from your classmate's article and how it compared to your own:

Self-Assessment

Assess your own learning:

1. What did you learn about reading techniques for effective comprehension?

2. How can you apply these strategies in future readings?

3. What challenges do you still face, and how can you overcome them?

Conclusion


Congratulations on completing the Reading Techniques for Effective Comprehension homework sheet! Remember to apply these strategies in your future readings to improve your comprehension and develop a deeper appreciation for the value of effective reading strategies in Language Arts.

Additional Resources


List of articles for selection:

- Article 1: _____
- Article 2: _____
- Article 3: _____


Blank mind map template:

A large, empty rectangular box intended for a blank mind map template.

Reflective essay rubric:

A large, empty rectangular box intended for a reflective essay rubric.

Peer review guidelines:

A large, empty rectangular box intended for peer review guidelines.

Parent/Guardian Notes

To support your child:

1. Encourage them to choose an article that genuinely interests them.
2. Discuss the reading strategies together, exploring how they can be applied in everyday reading.

3. Set aside dedicated time (approximately 40-50 minutes) for them to complete the assignment without distractions.
4. Review their work together, discussing what they learned and how the strategies helped.

Learning Objectives Alignment

This assignment is designed to meet the following learning objectives:

1. Identify and explain various reading techniques for effective comprehension.
2. Apply these techniques to improve understanding of complex texts.
3. Analyze the effectiveness of different strategies in enhancing comprehension.
4. Communicate findings through written summaries and reflections.

Time Management Guidelines

Introduction and Strategy Review: 5 minutes

Article Selection and Reading: 15-20 minutes

Application of Strategies and Summarization: 10-15 minutes

Reflection and Submission Preparation: 10-15 minutes

Advanced Concepts

As you progress in your reading journey, it's essential to explore advanced concepts that can further enhance your comprehension and retention. One such concept is the ability to identify and analyze the author's tone, purpose, and perspective. This involves recognizing the emotional tone, the author's intent, and the point of view from which the text is written.

Example

For instance, when reading a persuasive text, you need to identify the author's tone, which could be formal, informal, optimistic, or critical. You should also recognize the author's purpose, whether it's to inform, persuade, or entertain, and consider the perspective from which the text is written, including any biases or assumptions.

Another advanced concept is the ability to recognize and analyze literary devices, such as metaphors, similes, and allusions. These devices can add depth, complexity, and meaning to a text, and understanding them can significantly enhance your comprehension.

Case Study

A case study on the use of literary devices in a novel can help you understand how authors use these devices to convey themes, characters, and plot. By analyzing the use of metaphors, similes, and allusions, you can gain a deeper understanding of the text and develop a more nuanced interpretation.

Critical Thinking and Analysis

Critical thinking and analysis are essential skills for effective reading comprehension. Critical thinking involves evaluating the information presented in a text, identifying biases and assumptions, and considering multiple perspectives. Analysis involves breaking down complex information into smaller parts, identifying patterns and relationships, and drawing conclusions.

Example

For example, when reading a news article, you need to critically evaluate the information presented, considering the source, the author's bias, and the purpose of the article. You should also analyze the information, identifying the main points, recognizing patterns and relationships, and drawing conclusions based on the evidence presented.

Critical thinking and analysis can be applied to various types of texts, including fiction and nonfiction, and can help you develop a deeper understanding of the material and make informed decisions.

Case Study

A case study on critical thinking and analysis in a historical text can help you understand how to evaluate historical events, identify biases and assumptions, and consider multiple perspectives. By analyzing the information presented, you can develop a more nuanced understanding of historical events and their significance.

Reading in Different Disciplines

Reading is an essential skill that is used in various disciplines, including science, mathematics, social sciences, and humanities. Each discipline has its unique characteristics, terminology, and conventions, and understanding these differences is crucial for effective reading comprehension.

Example

For instance, when reading a scientific text, you need to understand the scientific terminology, the experimental design, and the results. You should also recognize the conventions of scientific writing, including the use of headings, subheadings, and visual aids.

Similarly, when reading a mathematical text, you need to understand the mathematical notation, the concepts, and the procedures. You should also recognize the conventions of mathematical writing, including the use of symbols, equations, and diagrams.

Case Study

A case study on reading in different disciplines can help you understand the unique characteristics of each discipline and develop strategies for effective reading comprehension. By analyzing the terminology, conventions, and concepts used in each discipline, you can develop a deeper understanding of the material and improve your overall reading skills.

Technology and Reading

Technology has revolutionized the way we read, providing access to a vast array of digital texts, including e-books, articles, and online resources. Understanding how to effectively use technology to support reading comprehension is essential in today's digital age.

Example

For example, digital tools such as text-to-speech software, e-readers, and online annotation tools can help you engage with digital texts, improve your reading speed and comprehension, and develop a more personalized reading experience.

However, technology can also pose challenges to reading comprehension, including distractions, information overload, and the need for critical evaluation of online sources. Developing strategies to overcome these challenges is crucial for effective reading in the digital age.

Case Study

A case study on technology and reading can help you understand the benefits and challenges of digital reading and develop strategies for effective reading comprehension in the digital age. By analyzing the use of digital tools, online resources, and critical evaluation of online sources, you can develop a deeper understanding of how technology can support reading comprehension.

Reading and Learning Styles

Individuals have different learning styles, including visual, auditory, and kinesthetic, and understanding these styles can help you develop effective reading strategies. Visual learners, for example, may benefit from diagrams, charts, and images, while auditory learners may prefer to listen to audio recordings or discussions.

Example

For instance, a visual learner may use diagrams and charts to understand complex concepts, while an auditory learner may listen to audio recordings or participate in class discussions to engage with the material.

Understanding your own learning style and preferences can help you develop a personalized reading approach, improve your reading comprehension, and enhance your overall learning experience.

Case Study

A case study on reading and learning styles can help you understand the different learning styles, develop strategies for effective reading comprehension, and create a personalized reading approach. By analyzing the use of visual, auditory, and kinesthetic learning strategies, you can develop a deeper understanding of how to support your own learning style and preferences.

Assessment and Evaluation

Assessment and evaluation are essential components of the reading process, providing opportunities to reflect on your progress, identify areas for improvement, and develop strategies for continued growth. Understanding how to assess and evaluate your own reading comprehension is crucial for effective reading development.

Example

For example, you can use self-assessment tools, such as reading logs or journals, to track your progress, identify areas for improvement, and develop strategies for continued growth. You can also use evaluation tools, such as quizzes or tests, to assess your understanding of the material and identify areas where you need additional support.

Assessment and evaluation can also involve seeking feedback from others, including teachers, peers, or mentors, and using this feedback to inform your reading development and improve your overall reading skills.

Case Study

A case study on assessment and evaluation can help you understand the importance of self-assessment and evaluation, develop strategies for effective reading development, and create a plan for continued growth. By analyzing the use of self-assessment tools, evaluation tools, and feedback from others, you can develop a deeper understanding of how to support your own reading development and improve your overall reading skills.



Reading Techniques for Effective Comprehension Homework Sheet

Student Name: _____

Class: _____

Due Date: _____

Introduction

Welcome to the Reading Techniques for Effective Comprehension homework sheet! This activity is designed to support your learning objectives in Language Arts, focusing on reading techniques that enhance comprehension. By the end of this activity, you will be able to identify, explain, and apply various reading strategies to improve your understanding of complex texts.

Effective reading comprehension is a crucial skill that enables individuals to extract meaning from written texts, understand the author's intent, and apply the knowledge gained to real-life situations. This homework sheet is designed to help you develop and refine your reading techniques, ensuring that you become a proficient and confident reader.

Reading Strategies

Skim and Scan

Skimming and scanning are essential reading strategies that help you quickly identify the main ideas and structure of a text. Skimming involves reading the introduction, headings, and subheadings to understand the text's organization, while scanning involves reading the first sentence of each paragraph to grasp the main points.

1. What does it mean to skim and scan a text?

2. How can this strategy help you understand the main ideas of a text?

Active Reading

Active reading involves engaging with the text by underlining, highlighting, or annotating important points. This strategy helps you focus on the most critical information, retain it better, and develop a deeper understanding of the text.

1. What does it mean to actively read a text?

2. How can underlining, highlighting, or annotating important points help you engage with the text?

Article Selection

Choose an article from the provided list or find one that interests you, ensuring it aligns with your reading level. Write the title of the article and the author's name below:

Article Title: _____

Author: _____

Applying Reading Strategies

Skim and Scan

Skim and scan the article to identify its structure and main points. Write down the main ideas you found:

Active Reading

Actively read the article, underlining or highlighting key information. Write down the most important points you found:

Visualizing

Visualizing involves creating mental images to help you understand and retain information better. This strategy can be applied to various types of texts, including fiction and nonfiction.

1. What does it mean to visualize a text?

2. How can creating mental images help you improve retention and understanding?

Summarizing

Summarizing involves condensing the main points of a text into your own words. This strategy helps you understand the text better, retain information, and communicate your findings effectively.

1. What does it mean to summarize a text?

2. How can condensing the main points of a text into your own words help you understand the text better?

Reflection

Reflect on your experience applying the reading strategies:

1. Which strategy worked best for you? Why?

2. What challenges did you face, and how did you overcome them?

3. How can you apply these strategies in future readings?

Extension Activity 1 - Mind Map

Create a mind map to visualize the connections between ideas in the article. Use colors, symbols, and images to make it engaging and meaningful.

Extension Activity 2 - Reflective Essay

Write a reflective essay discussing how applying these strategies improved your comprehension and what challenges you faced. Be sure to include specific examples from the article.

Extension Activity 3 - Peer Review

Exchange articles with a classmate, apply the strategies, and discuss your findings. Write down what you learned from your classmate's article and how it compared to your own:

Self-Assessment

Assess your own learning:

1. What did you learn about reading techniques for effective comprehension?

2. How can you apply these strategies in future readings?

3. What challenges do you still face, and how can you overcome them?

Conclusion


Congratulations on completing the Reading Techniques for Effective Comprehension homework sheet! Remember to apply these strategies in your future readings to improve your comprehension and develop a deeper appreciation for the value of effective reading strategies in Language Arts.

Additional Resources


List of articles for selection:

- Article 1: _____
- Article 2: _____
- Article 3: _____


Blank mind map template:

A large, empty rectangular box intended for a blank mind map template.

Reflective essay rubric:

A large, empty rectangular box intended for a reflective essay rubric.

Peer review guidelines:

A large, empty rectangular box intended for peer review guidelines.

Parent/Guardian Notes

To support your child:

1. Encourage them to choose an article that genuinely interests them.
2. Discuss the reading strategies together, exploring how they can be applied in everyday reading.

3. Set aside dedicated time (approximately 40-50 minutes) for them to complete the assignment without distractions.
4. Review their work together, discussing what they learned and how the strategies helped.

Learning Objectives Alignment

This assignment is designed to meet the following learning objectives:

1. Identify and explain various reading techniques for effective comprehension.
2. Apply these techniques to improve understanding of complex texts.
3. Analyze the effectiveness of different strategies in enhancing comprehension.
4. Communicate findings through written summaries and reflections.

Time Management Guidelines

Introduction and Strategy Review: 5 minutes

Article Selection and Reading: 15-20 minutes

Application of Strategies and Summarization: 10-15 minutes

Reflection and Submission Preparation: 10-15 minutes

Well done on completing your homework children!