



Introduction to Visual Patterns and Sequences

Read the following introduction and answer the questions that follow:

Visual patterns and sequences are all around us, and understanding them is essential for problem-solving and critical thinking. In this activity, we will explore different types of visual patterns and sequences, and learn how to identify, create, and extend them using online resources.

1. What are visual patterns and sequences?

2. Why are they important in problem-solving and critical thinking?

Activity 1: Identifying Visual Patterns

Look at the following patterns and identify the next shape or color in the sequence:

1. Red, Blue, Green, Red, Blue, _____

2. Square, Circle, Triangle, Square, Circle, _____

3. 2, 5, 8, 11, 14, _____



Activity 2: Creating Visual Patterns

Use the online pattern blocks tool to create your own visual pattern. You can use different shapes, colors, and sizes to create a unique pattern.

Online Resource:

Interactive Pattern Blocks: [insert link](#)

[Space for pattern creation]

Activity 3: Extending Visual Patterns

Look at the following pattern and extend it by adding two more shapes:


Pattern: Red, Blue, Green, Red, Blue, _____

Activity 4: Sequence Scavenger Hunt


Go on a scavenger hunt around the classroom or school to find examples of sequences. Take a picture or write down the sequence you find, and explain why it is a sequence.

Sequence Examples:


1. _____



2. _____



3. _____



Activity 5: Pattern Design

Use the online graphic design tool to create your own visual pattern. You can use different shapes, colors, and sizes to create a unique design.

Online Resource:

Graphic Design Tool: [insert link](#)

[Space for pattern design]

Conclusion

In this activity, we learned about different types of visual patterns and sequences, and how to identify, create, and extend them using online resources. We also applied our knowledge to real-world problems and created our own visual patterns and designs.

What did you learn from this activity?

Assessment

Answer the following questions to assess your understanding:

1. Can you identify and explain the different types of visual patterns and sequences?


2. Can you create and extend visual patterns using online resources?

3. Can you apply your knowledge of visual patterns and sequences to real-world problems?


Extension

Choose one of the following extension activities:


1. Create a visual pattern using a combination of shapes and colors.



2. Write a story that incorporates a sequence of events.




3. Design a tessellation using a repeating pattern of shapes.




Glossary

Define the following terms:

1. Pattern:




2. Sequence:




Page of 10

3. Geometric Pattern:



4. Color Pattern:



Online Resources

Explore the following online resources to learn more about visual patterns and sequences:

- Interactive Pattern Blocks: [insert link](#)
- Graphic Design Tool: [insert link](#)
- Sequence Games: [insert link](#)

Reflection

Reflect on what you learned from this activity:

What did you learn?

What would you like to learn more about?

