

Student Name: _____


Age: 5

Topic: Pre-Number Concepts (Long-Short, Tall-Short, Heavy-Light, Near-Far)

Introduction to Long-Short

Draw a picture of a long object and a short object.

Label each object as Long or Short.



Sorting Game

Sort the following objects into two categories: Long and Short.


- Pencil
- Ruler
- Book
- Chair
- Table

--

Tall-Short Scavenger Hunt

Find objects in the classroom or at home that are Tall and Short.


Draw a picture of each object and label it as Tall or Short.



Heavy-Light Comparison

Compare the weights of two objects (e.g., a book and a pencil).

Draw a picture of each object and label it as Heavy or Light.



Near-Far Movement

Move a toy or object from Near to Far and vice versa.

Describe the motion using words like "moving away" or "coming closer".


Reflection

What did you learn about motion and relative positions today?

Which task was your favorite and why?

Word Search


Find and circle the following words: Long, Short, Tall, Heavy, Light, Near, Far.



Matching Game

Match the following objects with their corresponding descriptions:


- Pencil: Long or Short
- Book: Heavy or Light
- Chair: Tall or Short

A large, empty rectangular box with a thin black border, intended for the user to write or draw their matches.

Drawing Activity

Draw a picture of a scenario that demonstrates the concept of Near-Far.

Label the objects in the picture as Near or Far.

A large, empty rectangular box with a thin black border, intended for a student to draw a scenario illustrating the concept of Near-Far. The box is positioned below the instructions and occupies a significant portion of the page's width.

Conclusion

What did you learn from this adaptive homework assignment?

How can you apply the concepts of Long-Short, Tall-Short, Heavy-Light, and Near-Far in your daily life?