

## Blending CVC Words: Letters A-C Activity Pack

### Learning Objectives

---

- Recognize and identify letters A, B, and C in both uppercase and lowercase forms
- Associate letters with their corresponding sounds
- Blend simple CVC words using letters A-C
- Build confidence in early reading skills

### Warm-Up: Letter Hunt (10 minutes)

---

Circle all the uppercase and lowercase letters you can find:

A B C A B A C A B A  
a b c a c a b a c a  
B A C B A B C B A B  
b a c b c b a b c b

### Sound Detective (15 minutes)

---

Draw a line to match each letter with its picture and sound:

**A a**



*/a/ as in apple*

**B b**



*/b/ as in ball*

**C c**




*/c/ as in cat*

## Building CVC Words (20 minutes)

---


Fill in the missing middle sound to complete each word:

C\_\_T



Draw a cat

B\_\_T



Draw a bat

### Sound Boxes Activity:

Touch each box as you say the sounds in the word:



CAT



BAT

## Word Families Fun (15 minutes)

---

Circle all the words that belong to the '-at' family:

cat

cab

bat

cap

hat

**Create Your Own:**

Draw pictures for these '-ab' family words:

cab



tab



## Word Building Challenge (20 minutes)

---

Use the letter tiles to make as many CVC words as you can:



Write your words here:

---

---

---

---

## Sentence Building (15 minutes)

---

Complete these sentences using CVC words:

The \_\_\_\_\_ sat on the mat.

A big \_\_\_\_\_ flew at night.

## Word Family Houses (25 minutes)

---

Sort these words into their correct word family houses:

-at family



A house-shaped box with a rounded top and a solid purple border. Inside, there are three horizontal lines for writing.

-ab family




A house-shaped box with a rounded top and a solid purple border. Inside, there are three horizontal lines for writing.

## Reading Practice (15 minutes)

---

Read these simple sentences and draw a picture for each:

The cat sat on a cab.



A large rectangular area with a solid purple border. Inside, there is a dashed purple line forming a smaller rectangle, intended for drawing a picture.

## Word Chain Game (20 minutes)

---

Change one letter to make a new word:

CAT	→	_____
_____	→	_____

## Assessment Activities

---

1. Circle the correct word:



cat

cab

cap

2. Write the missing letter:

B\_T

\_\_\_\_\_

## Extension Activities

---

### Create Your Own CVC Story

Use these words to write a short story:

cat bat cab

---

---

---

## Teacher Notes

---

### Differentiation Strategies:

- For struggling learners: Provide letter tiles and picture support
- For advanced learners: Encourage writing original sentences
- Use manipulatives for kinesthetic learners

### Assessment Criteria:

- Can identify and produce letter sounds
- Can blend CVC words accurately
- Can read simple sentences with CVC words
- Shows understanding through drawings and writing

## Assessment & Reflection

---

### Student Self-Check

Color the face that shows how you feel about:

Reading CVC words:



Writing letters A, B, C:



### Teacher Notes

*Notes on student progress:*

-----

-----

-----