



Days of the Week and School Subjects Vocabulary Building

Student Name: _____

Class: _____

Due Date: _____

Introduction and Instructions

Welcome to this fun and interactive homework assignment! By the end of this activity, you will be able to identify and name the days of the week in English, understand basic vocabulary related to school subjects, and demonstrate an ability to use this vocabulary in simple sentences.

1. Read and understand the entire assignment.
2. Complete the activities in the order they appear.
3. Use a pencil to write your answers.
4. Ask a parent or guardian for help if you need it.

Days of the Week Matching

Match the days of the week with their corresponding numbers (1. Monday, 2. Tuesday, etc.).

Use the calendar below for reference.

1. Monday
2. Tuesday
3. Wednesday
4. Thursday
5. Friday
6. Saturday
7. Sunday

Challenge: Once matched, write a short sentence about what you usually do on your favorite day of the week.

School Subjects Vocabulary Building

Learn School Subjects Vocabulary


Word Bank:

- Math
- Science
- English
- Physical Education
- Art
- Music


Match the school subjects with their corresponding pictures or descriptions.

Use the pictures below for reference.

- Math: a math book
- Science: a beaker
- English: a book
- Physical Education: a soccer ball
- Art: a paintbrush
- Music: a guitar



Challenge: Create flashcards with the subject on one side and its definition or a related word on the other.



Sentence Building

Build Simple Sentences

Write 3 simple sentences using the vocabulary learned. For example, "My favorite subject is Science."

Use sentence starters like "I like...", "My favorite subject...", "is" or "On [day of the week], I have [subject]."

- I like...
- My favorite subject is...
- On [day of the week], I have...


Challenge: Create a short paragraph about your daily routine using at least 3 days of the week and 2 school subjects.

Drawing Activity


Draw Your Favorite School Subject

Draw a picture of your favorite school subject or activity and label it using English vocabulary.

Use the vocabulary learned in the previous activities.



Challenge: Write a short sentence about why you like your favorite school subject.



Extension Activity - Creative Writing

Imagine You Are the Teacher

Imagine you are the teacher of your favorite subject. Write a short story or create a comic about what happens in your class.

Use your imagination and any additional vocabulary you've learned.

Challenge: Include all 7 days of the week in your story and mention at least 3 different school subjects.

Extension Activity - Song or Rap

Create a Song or Rap

Create a short song or rap that includes the days of the week and at least 2 school subjects.

Use a familiar tune or beat and replace the lyrics with your own.

Challenge: Perform your song or rap for your family or friends and teach them the vocabulary.

Review and Self-Assessment

Review and Self-Assessment

Review your work and identify what you found easy or challenging.

- What did you learn from this activity?
- What was your favorite part of the activity?
- What would you like to learn more about?

Parent/Guardian Notes

Parent/Guardian Notes

To support your child's learning:

- Encourage them to use English as much as possible during the activity.
- Help them find real-life connections to the days of the week and school subjects.
- Assist with time management to ensure the assignment is completed within 30-40 minutes.
- Provide feedback and encouragement, praising their efforts and achievements.

Conclusion and Certificate

Congratulations!

You have completed the Days of the Week and School Subjects Vocabulary Building activity! Congratulations!

Certificate:

- I, [student's name], have completed the Days of the Week and School Subjects Vocabulary Building activity.
- I can identify and name the days of the week in English.
- I can understand basic vocabulary related to school subjects.
- I can use this vocabulary in simple sentences.

Give yourself a sticker or a star for completing the activity!

Advanced Vocabulary Building

In this section, we will explore more advanced vocabulary related to school subjects and daily routines. This will help you to improve your English skills and communicate more effectively with your peers and teachers.

Vocabulary List

- Curriculum
- Syllabus
- Assignment
- Project
- Presentation

Example Sentences

Using the vocabulary list, create your own sentences. For example, "The curriculum for this semester includes math, science, and English."

Grammar Practice

In this section, we will practice using grammar structures to talk about daily routines and school subjects. This will help you to improve your English skills and communicate more effectively with your peers and teachers.

Grammar Rules

- Use the present simple tense to talk about daily routines.
- Use the present continuous tense to talk about actions that are happening now.
- Use the present perfect tense to talk about actions that started in the past and continue up to the present.

Grammar Exercises

Complete the sentences using the correct grammar structure. For example, "I _____ (study) English every day."

Listening and Speaking Practice

In this section, we will practice listening and speaking skills to improve your ability to communicate effectively with your peers and teachers.

Listening Comprehension

Listen to the audio and answer the questions. For example, "What is the teacher talking about?"

Speaking Practice

Discuss the following topics with a partner. For example, "What is your favorite school subject and why?"

Reading Comprehension

In this section, we will practice reading comprehension to improve your ability to understand and interpret texts.

Reading Passage

Read the passage and answer the questions. For example, "What is the main idea of the passage?"

Vocabulary Building

Identify and define the vocabulary words from the passage. For example, "What does the word 'curriculum' mean?"

Writing Practice

In this section, we will practice writing skills to improve your ability to express yourself effectively in English.

Writing Prompt

Write a short essay on the following topic. For example, "What is your favorite school subject and why?"

Example Essay

Read the example essay and identify the structure and vocabulary used. For example, "The essay starts with an introduction, followed by two body paragraphs, and ends with a conclusion."

Review and Assessment

In this section, we will review the material covered in the unit and assess your understanding of the vocabulary, grammar, and skills.

Review Questions

Answer the review questions to assess your understanding of the material. For example, "What is the difference between the present simple and present continuous tenses?"

Assessment

Complete the assessment task to demonstrate your understanding of the material. For example, "Write a short essay on a topic of your choice using the vocabulary and grammar structures learned in the unit."

Conclusion and Future Plans

In this section, we will conclude the unit and make plans for future learning.

Conclusion

Summarize the main points learned in the unit and reflect on your progress. For example, "I learned about the present simple, present continuous, and present perfect tenses, and I can use them to talk about daily routines and school subjects."

Future Plans

Make a plan for continued learning and practice. For example, "I will practice speaking and listening every day, and I will review the grammar and vocabulary regularly."



Days of the Week and School Subjects Vocabulary Building

Student Name: _____

Class: _____

Due Date: _____

Introduction and Instructions

Welcome to this fun and interactive homework assignment! By the end of this activity, you will be able to identify and name the days of the week in English, understand basic vocabulary related to school subjects, and demonstrate an ability to use this vocabulary in simple sentences.

1. Read and understand the entire assignment.
2. Complete the activities in the order they appear.
3. Use a pencil to write your answers.
4. Ask a parent or guardian for help if you need it.

Days of the Week Matching

Match the days of the week with their corresponding numbers (1. Monday, 2. Tuesday, etc.).

Use the calendar below for reference.

1. Monday
2. Tuesday
3. Wednesday
4. Thursday
5. Friday
6. Saturday
7. Sunday

Challenge: Once matched, write a short sentence about what you usually do on your favorite day of the week.

School Subjects Vocabulary Building

Learn School Subjects Vocabulary


Word Bank:

- Math
- Science
- English
- Physical Education
- Art
- Music


Match the school subjects with their corresponding pictures or descriptions.

Use the pictures below for reference.

- Math: a math book
- Science: a beaker
- English: a book
- Physical Education: a soccer ball
- Art: a paintbrush
- Music: a guitar



Challenge: Create flashcards with the subject on one side and its definition or a related word on the other.



Sentence Building

Build Simple Sentences

Write 3 simple sentences using the vocabulary learned. For example, "My favorite subject is Science."

Use sentence starters like "I like...", "My favorite subject...", "is" or "On [day of the week], I have [subject]."

- I like...
- My favorite subject is...
- On [day of the week], I have...


Challenge: Create a short paragraph about your daily routine using at least 3 days of the week and 2 school subjects.

Drawing Activity


Draw Your Favorite School Subject

Draw a picture of your favorite school subject or activity and label it using English vocabulary.

Use the vocabulary learned in the previous activities.



Challenge: Write a short sentence about why you like your favorite school subject.



Extension Activity - Creative Writing

Imagine You Are the Teacher

Imagine you are the teacher of your favorite subject. Write a short story or create a comic about what happens in your class.

Use your imagination and any additional vocabulary you've learned.

Challenge: Include all 7 days of the week in your story and mention at least 3 different school subjects.

Extension Activity - Song or Rap

Create a Song or Rap

Create a short song or rap that includes the days of the week and at least 2 school subjects.

Use a familiar tune or beat and replace the lyrics with your own.

Challenge: Perform your song or rap for your family or friends and teach them the vocabulary.

Review and Self-Assessment

Review and Self-Assessment

Review your work and identify what you found easy or challenging.

- What did you learn from this activity?
- What was your favorite part of the activity?
- What would you like to learn more about?

Parent/Guardian Notes

Parent/Guardian Notes

To support your child's learning:

- Encourage them to use English as much as possible during the activity.
- Help them find real-life connections to the days of the week and school subjects.
- Assist with time management to ensure the assignment is completed within 30-40 minutes.
- Provide feedback and encouragement, praising their efforts and achievements.

Conclusion and Certificate

Congratulations!

You have completed the Days of the Week and School Subjects Vocabulary Building activity! Congratulations!

Certificate:

- I, [student's name], have completed the Days of the Week and School Subjects Vocabulary Building activity.
- I can identify and name the days of the week in English.
- I can understand basic vocabulary related to school subjects.
- I can use this vocabulary in simple sentences.

Give yourself a sticker or a star for completing the activity!

Well done on completing your homework children!