



Introduction to the "To Be" Verb (10 minutes)

Welcome to our language adventure! In this lesson, we will learn about the basics of the "to be" verb and its application in simple sentences. We will also introduce the concept of national pride in the context of Brunei's National Day.

The "to be" verb is a linking verb that connects the subject to additional information. It is used to describe a state of being, such as "I am a student" or "Brunei is a beautiful country".

Activity 1: "To Be" Verb Matching (15 minutes)

Match the following words to their correct forms of the "to be" verb:

1. I _____ a student.
2. You _____ a friend.
3. He _____ a teacher.
4. She _____ a doctor.
5. It _____ a book.


Answers:

1. am
2. are
3. is
4. is
5. is

National Pride (15 minutes)

What is national pride? National pride is a feeling of pride and loyalty towards one's country and its culture. In Brunei, we celebrate our national pride on Brunei's National Day.

National pride is important because it helps to promote unity and a sense of belonging among citizens. It also encourages people to learn about and appreciate their country's history, culture, and traditions.



Activity 2: National Pride Drawing (20 minutes)

Draw a picture of something that makes you proud to be a Bruneian. It could be a flag, a landmark, or a traditional dress.



"To Be" Verb Sentence Building (20 minutes)

Build simple sentences using the "to be" verb:

1. I _____ happy.
2. Brunei _____ a beautiful country.
3. My favorite food _____ nasi lemak.

Answers:

1. am
2. is
3. is

National Pride Sorting Game (20 minutes)

Sort the following words into categories: traditions, symbols, or celebrations.

1. Flag
2. Sultan's birthday
3. Traditional dress
4. National anthem
5. Parade

Answers:

Traditions:

- Traditional dress
- National anthem

Symbols:

- Flag

Copyright 2024 Planit Teachers. All rights reserved.


Celebrations:

- Sultan's birthday
- Parade

"To Be" Verb Charades (20 minutes)


Act out the following sentences using the "to be" verb:

1. I am a student.
2. Brunei is a beautiful country.
3. My friend is a doctor.



National Pride Mural (25 minutes)

Create a mural that represents Brunei's National Day. Include pictures and sentences that describe what national pride means to you.



"To Be" Verb Interview (20 minutes)

Interview a partner using the "to be" verb:

1. What are you?
2. Where are you from?
3. What do you like to do?

National Pride Debate (25 minutes)

Debate the following topic: What does national pride mean to you?

"To Be" Verb Scavenger Hunt (20 minutes)


Find examples of the "to be" verb in use around the classroom or school.

Conclusion (10 minutes)

Congratulations! You have completed our language adventure. Remember to use the "to be" verb correctly in simple sentences and to always show national pride.


Assessment (10 minutes)

Observe students during activities and note their ability to use the "to be" verb correctly. Review student worksheets and murals for understanding of national pride. Evaluate student participation in class discussions and debates.



Extension (20 minutes)

Create a national pride project, such as a poster or poem. Research and present on different national holidays and celebrations. Write a short story using the "to be" verb to describe a national pride experience.



Advanced Concepts

As students progress in their understanding of the "to be" verb, it's essential to introduce more advanced concepts to challenge and engage them. One such concept is the use of the "to be" verb in conditional sentences. For example, "If I were a doctor, I would help people." This type of sentence requires students to think critically about the verb form and its application in different contexts.

Case Study: Conditional Sentences

A study was conducted to examine the effectiveness of teaching conditional sentences to 7-year-old students. The results showed that students who received instruction on conditional sentences demonstrated a significant improvement in their ability to use the "to be" verb correctly in complex sentences.

Activity 3: Conditional Sentence Building (25 minutes)

Build conditional sentences using the "to be" verb:

1. If I _____ a teacher, I would teach English.
2. If Brunei _____ a bigger country, it would have more cities.
3. If my friend _____ a doctor, she would help people.

Answers:

1. were
2. were
3. were

National Pride in Different Cultures

National pride is not unique to Brunei; it is a universal concept that is celebrated in different cultures around the world. For example, in the United States, national pride is often associated with the American flag, the national anthem, and Independence Day. In Australia, national pride is linked to the country's indigenous culture, its unique wildlife, and its iconic landmarks such as the Sydney Opera House.

Group Discussion: National Pride in Different Cultures (25 minutes)

Discuss the following questions in small groups:

1. What are some examples of national pride in different cultures?
2. How do people express their national pride in different countries?
3. What can we learn from other cultures about national pride?

Copyright 2024 Planit Teachers. All rights reserved.

Language and Culture

Language and culture are closely intertwined. The "to be" verb is not just a grammatical concept; it is also a reflection of the culture and values of a society. For example, in some cultures, the "to be" verb is used to describe social status, while in others it is used to describe emotions and feelings.

Reflection: Language and Culture (15 minutes)

Reflect on the following questions:

1. How does language reflect culture?
2. How does culture influence language?
3. What can we learn about a culture by studying its language?

Assessment and Evaluation

Assessment and evaluation are crucial components of the learning process. Teachers need to assess students' understanding of the "to be" verb and national pride, and evaluate their ability to apply these concepts in different contexts.

Case Study: Assessment and Evaluation

A study was conducted to examine the effectiveness of different assessment and evaluation methods in measuring students' understanding of the "to be" verb and national pride. The results showed that a combination of quizzes, class discussions, and project-based assessments was the most effective way to evaluate student learning.

Activity 4: Assessment and Evaluation (25 minutes)

Create a quiz to assess students' understanding of the "to be" verb and national pride:

1. What is the "to be" verb?
2. What is national pride?
3. How do you express national pride in Brunei?

Answers:

1. The "to be" verb is a linking verb that connects the subject to additional information.
2. National pride is a feeling of pride and loyalty towards one's country and its culture.
3. We express national pride in Brunei by celebrating National Day, singing the national anthem, and flying the national flag.

Conclusion

In conclusion, the "to be" verb and national pride are essential concepts that are closely linked. By teaching students about the "to be" verb and national pride, we can help them develop a deeper understanding of language and culture, and foster a sense of national identity and belonging.

Reflection: Conclusion (15 minutes)

Copyright 2024 Planit Teachers. All rights reserved.

Reflect on the following questions:

1. What did you learn about the "to be" verb and national pride?
2. How can you apply what you learned in your daily life?
3. What would you like to learn more about in the future?

Extension

For students who want to learn more, there are many extension activities that can be done. For example, students can research and present on different national holidays and celebrations, or create a national pride project such as a poster or poem.

Group Activity: Extension (25 minutes)

Choose one of the following extension activities:

1. Research and present on a national holiday or celebration.
2. Create a national pride project such as a poster or poem.
3. Write a short story using the "to be" verb to describe a national pride experience.

Appendix

This appendix provides additional resources and materials for teachers and students. It includes worksheets, quizzes, and project templates that can be used to support learning and assessment.

Activity 5: Appendix (20 minutes)

Complete the following worksheet:

1. Fill in the blanks with the correct form of the "to be" verb:
2. If I _____ a teacher, I would teach English.
3. If Brunei _____ a bigger country, it would have more cities.
4. If my friend _____ a doctor, she would help people.

Answers:

1. were
2. were
3. were



PLANIT
TEACHERS

Discovering the "To Be" Verb and National Pride: A Fun-Filled Language Adventure for 7-Year-Olds

Copyright 2024 Planit Teachers. All rights reserved.

Introduction to the "To Be" Verb (10 minutes)

Welcome to our language adventure! In this lesson, we will learn about the basics of the "to be" verb and its application in simple sentences. We will also introduce the concept of national pride in the context of Brunei's National Day.

The "to be" verb is a linking verb that connects the subject to additional information. It is used to describe a state of being, such as "I am a student" or "Brunei is a beautiful country".

Activity 1: "To Be" Verb Matching (15 minutes)

Match the following words to their correct forms of the "to be" verb:

1. I _____ a student.
2. You _____ a friend.
3. He _____ a teacher.
4. She _____ a doctor.
5. It _____ a book.


Answers:

1. am
2. are
3. is
4. is
5. is

National Pride (15 minutes)

What is national pride? National pride is a feeling of pride and loyalty towards one's country and its culture. In Brunei, we celebrate our national pride on Brunei's National Day.

National pride is important because it helps to promote unity and a sense of belonging among citizens. It also encourages people to learn about and appreciate their country's history, culture, and traditions.



Activity 2: National Pride Drawing (20 minutes)

Draw a picture of something that makes you proud to be a Bruneian. It could be a flag, a landmark, or a traditional dress.



"To Be" Verb Sentence Building (20 minutes)

Build simple sentences using the "to be" verb:

1. I _____ happy.
2. Brunei _____ a beautiful country.
3. My favorite food _____ nasi lemak.

Answers:

1. am
2. is
3. is

National Pride Sorting Game (20 minutes)

Sort the following words into categories: traditions, symbols, or celebrations.

1. Flag
2. Sultan's birthday
3. Traditional dress
4. National anthem
5. Parade

Answers:

Traditions:

- Traditional dress
- National anthem

Symbols:

- Flag

Copyright 2024 Planit Teachers. All rights reserved.


Celebrations:

- Sultan's birthday
- Parade

"To Be" Verb Charades (20 minutes)


Act out the following sentences using the "to be" verb:

1. I am a student.
2. Brunei is a beautiful country.
3. My friend is a doctor.



National Pride Mural (25 minutes)

Create a mural that represents Brunei's National Day. Include pictures and sentences that describe what national pride means to you.



"To Be" Verb Interview (20 minutes)

Interview a partner using the "to be" verb:

1. What are you?
2. Where are you from?
3. What do you like to do?

National Pride Debate (25 minutes)

Debate the following topic: What does national pride mean to you?

"To Be" Verb Scavenger Hunt (20 minutes)

Find examples of the "to be" verb in use around the classroom or school.

Conclusion (10 minutes)

Congratulations! You have completed our language adventure. Remember to use the "to be" verb correctly in simple sentences and to always show national pride.

Assessment (10 minutes)

Observe students during activities and note their ability to use the "to be" verb correctly. Review student worksheets and murals for understanding of national pride. Evaluate student participation in class discussions and debates.

Extension (20 minutes)

Create a national pride project, such as a poster or poem. Research and present on different national holidays and celebrations. Write a short story using the "to be" verb to describe a national pride experience.

