



Student Name: _____

Class: _____

Due Date: _____

Introduction

This homework assignment is based on the poignant picture book "The Heart and the Bottle" by Oliver Jeffers. The story tells the tale of a young girl who puts her heart in a bottle to protect it from the pain of loss. Through this assignment, students will demonstrate their understanding of the author's message through creative writing, critical thinking, and independent learning.

Section 1: Reading Comprehension

Answer the following questions:

1. What is the main theme of the story "The Heart and the Bottle"?

2. How does the author use symbolism to convey the theme?

3. What message do you think the author is trying to convey?

Section 2: Creative Writing

Choose one of the following creative writing prompts:

1. Write a diary entry from the perspective of the young girl, exploring her thoughts and feelings about putting her heart in a bottle.


2. Imagine you are the author, Oliver Jeffers. Write a letter to a friend explaining the inspiration behind the story and the themes you wanted to convey.

3. Write a poem about the heart and the bottle, using imagery and symbolism to explore the story's themes.


Section 3: Visual and Auditory Activities

Choose one of the following activities:

1. Create a comic strip or illustration that depicts a scene from the story. Use captions or speech bubbles to explore the themes and symbolism.



2. Write a script for a short audio drama based on the story. Use sound effects and music to enhance the mood and atmosphere.




Section 4: Extension Activities

Choose one of the following extension activities:


1. Research Oliver Jeffers' other works and explore how he uses themes and symbolism in his stories.



2. Read and analyze another picture book that explores similar themes, such as "The Giving Tree" by Shel Silverstein. Compare and contrast the two stories, focusing on the use of symbolism and themes.



3. Write a script for a short film based on "The Heart and the Bottle". Use dialogue, stage directions, and sound effects to bring the story to life.



Section 5: Self-Assessment and Reflection

Answer the following questions:

1. What did I learn from this assignment?

2. What challenges did I face, and how did I overcome them?

3. What would I do differently next time?

Conclusion

This assignment is designed to support classroom learning objectives in Language Arts, focusing on analyzing themes and symbolism in the story "The Heart and the Bottle". By completing this assignment, students will demonstrate their understanding of the author's message through creative writing, critical thinking, and independent learning.

To support your child's learning, consider the following:

1. Encourage critical thinking and ask your child to explain their thoughts and ideas about the story.
2. Offer constructive feedback on your child's creative writing, focusing on content, organization, and use of language.
3. Help your child manage their time effectively, ensuring they allocate sufficient time for brainstorming, writing, and editing.
4. Encourage your child to reflect on their own learning, identifying strengths and areas for improvement.

Time Management Guidelines

Allocate the following time for each section:

1. Brainstorming: 5-7 minutes
2. Creative Writing: 15-20 minutes
3. Editing and Review: 5 minutes
4. Extension Activities: 10-15 minutes (optional)