



## Introduction to Preschool Classroom

Welcome to our preschool classroom! This worksheet is designed to help you learn about our daily routines and activities. Through storytelling and circle time, we will explore the different parts of our day and how we can work together to make our classroom a happy and safe place.

## Storytelling and Circle Time

Storytelling is a fun way to learn about our classroom and its routines. During circle time, we will sit together and listen to stories about our daily activities. We will also have the opportunity to share our own thoughts and feelings about the stories.

1. What is your favorite part of the day?

2. What do you like to do during outdoor play?

3. What is your favorite story that we have read in class?

## Classroom Routines

*Our classroom has many routines that help us stay safe and happy. These routines include:*

- Arrival and departure
- Snack time
- Outdoor play
- Circle time
- Centers (art, science, reading, etc.)

### Activity:

Draw a picture of your favorite classroom routine.

[Space for drawing]

## Activities

*Choose one of the following activities:*

1. Write a short story about a time when you felt happy in the classroom.

2. Create a visual schedule of our daily routines.

Page of 10

3. Draw a picture of your favorite center and explain why you like it.

## Assessment

To assess your understanding of our classroom routines, please complete the following tasks:

1. Sequence the daily routines in the correct order.

2. Identify the different centers in our classroom.

3. Draw a picture of your favorite center and explain why you like it.

## Conclusion


We hope you have enjoyed learning about our preschool classroom and its daily routines. Remember, our classroom is a safe and happy place where we can learn and grow together. Keep exploring and learning, and always remember to have fun!

### Individual Reflection:

1. What was the most surprising thing you learned today?

2. How will this learning change your actions in the future?

3. What questions do you still have about environmental impact?



## Additional Activities

---

*Choose one of the following activities:*

1. Create a classroom job chart and assign tasks to each student.

2. Have a classroom meeting to discuss any issues or concerns.

3. Create a visual reminder of our classroom rules and routines.

## Parent Engagement

---

*Ask your child about their favorite part of the day.*

1. Encourage your child to share their thoughts and feelings about the classroom routines.

2. Volunteer in the classroom to help with activities and routines.

## Introduction to Preschool Classroom and Daily Routines through Storytelling and Circle Time

*Storytelling is a fun way to learn about our classroom and its routines. During circle time, we will sit together and listen to stories about our daily activities.*

### Activity:


Draw a picture of your favorite story that we have read in class.

[Space for drawing]


## Craft

*Choose one of the following crafts:*


1. Make a paper plate craft.



2. Create a collage using recycled materials.



3. Draw a picture of your favorite animal.



## Outdoor Play

*Outdoor play is an essential part of our daily routine. During outdoor play, we will engage in physical activities such as running, jumping, and playing games.*

### Activity:


Draw a picture of your favorite outdoor play activity.

[Space for drawing]


## Snack Time

*Snack time is a great opportunity to practice social skills and try new foods.*


1. What is your favorite snack?



2. What do you like to drink during snack time?



3. Draw a picture of your favorite snack.



## Centers

---

*Our classroom has several centers that provide opportunities for learning and exploration.*

- Art center
- Science center
- Reading center
- Math center

### **Activity:**

Draw a picture of your favorite center and explain why you like it.

[Space for drawing]



