



## Introduction (10 minutes)

*Read the following introduction and answer the questions that follow:*

Building a positive and inclusive classroom community is essential for creating a supportive learning environment. Icebreaker activities are a great way to help students get to know each other, build relationships, and establish a sense of community.

1. What do you think are the benefits of building a positive and inclusive classroom community?

2. How can icebreaker activities help to achieve this goal?

## Activity 1: Human Bingo (20 minutes)

*Create a bingo card with different traits, characteristics, or interests and find someone in the class who fits each of the characteristics.*

Trait/Characteristic	Name of Student

## Activity 2: The Human Knot (20 minutes)

*Have students stand in a circle and put their hands in the center. Each student should grab the hand of someone across from them, not next to them. The group must then work together to untangle themselves without letting go of each other's hands.*

### Group Task:

Discuss the following questions as a group:

1. What challenges did you face during the activity?

2. How did you work together to overcome these challenges?

3. What did you learn about teamwork and communication from this activity?

## Activity 3: Classroom Scavenger Hunt (25 minutes)

*Create a list of items or challenges that students must complete around the classroom and divide students into small groups to complete as many items on the list as possible.*

Item/Challenge	Completed


#### Activity 4: Group Mural (25 minutes)

*Divide students into small groups and give each group a large piece of paper and a set of markers. Ask each group to create a mural that represents their classroom community.*


##### **Group Task:**

Discuss the following questions as a group:


1. What does our classroom community mean to us?



2. How can we represent our classroom community through art?



3. What symbols, images, or words will we use to represent our classroom community?



[Space for mural]


#### Activity 5: Classroom Charter (20 minutes)

*Ask students to work in small groups to create a charter that outlines the values and expectations of their classroom community.*

##### **Group Task:**

Discuss the following questions as a group:

1. What values do we want to uphold in our classroom community?



2. What expectations do we have for each other's behavior?

3. How will we ensure that our classroom community is inclusive and respectful?

[Space for charter]

## Reflection Questions (15 minutes)

Answer the following reflection questions:

1. What did you learn about your classmates during the icebreaker activities?

2. How did the activities make you feel?

3. What are some ways that you can contribute to building a positive and inclusive classroom community?

4. What are some challenges that you might face in building a positive and inclusive classroom community, and how can you overcome them?

5. How can you apply what you learned from the icebreaker activities to your everyday life?

## Conclusion (10 minutes)

Read the following conclusion and answer the questions that follow:

Page 1 of 7

Building a positive and inclusive classroom community is essential for creating a supportive learning environment. Icebreaker activities are a great way to help students get to know each other, build relationships, and establish a sense of community.

1. What did you learn from this activity sheet?

2. How will you apply what you learned to your everyday life?



## Assessment (10 minutes)

Complete the following assessment:

1. Observe student participation during the activities.

2. Review student reflections and feedback.

3. Evaluate student understanding of the importance of building a positive and inclusive classroom community.

## Extension (15 minutes)

Complete one of the following extension activities:

1. Create a classroom community service project that benefits the school or local community.

2. Plan a celebration of the classroom community, such as a potluck dinner or a talent show.

3. Create a classroom newsletter or blog to share news and updates about the classroom community.

## Teacher Notes and Guidance

---

*Use the following teacher notes and guidance to support your students:*

1. Encourage students to participate fully in all activities.

2. Provide feedback and guidance to students as needed.

3. Ensure that all students feel included and respected.



