

Numerical Communication Activities for English Learners (A1-A2)

Learning Objectives

- Master basic number pronunciation in English (1-100)
- Understand and use different date formats confidently
- Develop practical numerical communication skills
- Build confidence in speaking numbers in real-life situations

Warm-Up: Number Recognition Sprint (10 minutes)

Work with a partner and take turns reading these numbers aloud. Circle any that are difficult to pronounce:

13	30	14	40	15
50	16	60	17	70

Write down any numbers you found challenging:

Activity 1: Musical Numbers Bingo (20 minutes)

Create your own bingo card by writing numbers from 1-50 in the spaces below:

Game Rules:

1. Listen carefully to the numbers called out

2. Mark numbers you hear with an X
3. When you have a full row, shout "BINGO!"
4. Be prepared to read your winning numbers aloud

Activity 2: Date Detective Challenge (25 minutes)

Practice writing and saying dates in different formats:

Part 1: Convert these dates to written format

Example: 03/15/2024 → March fifteenth, two thousand twenty-four

1. 05/22/2024:

2. 12/31/2023:

3. 07/04/2024:

Part 2: Write these dates in numerical format (MM/DD/YYYY)

1. January first, two thousand twenty-four:

2. December twenty-fifth, two thousand twenty-three:

3. July tenth, two thousand twenty-four:

Activity 3: Real-Life Number Scenarios (20 minutes)

With a partner, practice these common numerical conversations:

Scenario 1: Making a Restaurant Reservation

Complete the dialogue:

Receptionist: Good evening, Mario's Restaurant. How can I help you?

You: I'd like to make a reservation for _____ people.

Receptionist: What date would you like?

You: _____

Receptionist: What time?

You: _____

Write your own version of this dialogue:

Activity 4: Number Communication Assessment

Test your number and date communication skills:

Part 1: Listen and Write

Your teacher will read 5 numbers. Write them in numerical form:

1.

2.

3.

4.

5.

Part 2: Date Formatting

Write today's date in three different formats:

1. American format (MM/DD/YYYY):

2. European format (DD/MM/YYYY):

3. Written format:

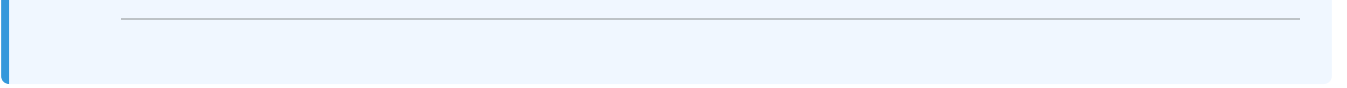
Learning Reflection

Think about what you've learned today and answer these questions:

1. What numbers are still challenging for you to pronounce?

2. How confident do you feel about communicating dates in English?

3. What real-life situations do you need to practice more?



Activity 5: Shopping and Money Role-Play (30 minutes)

Practice using numbers in shopping scenarios:

Part 1: Price Recognition

Item	Price	Write the price in words
Coffee	\$4.75	
Sandwich	\$12.99	
Book	\$24.50	

Part 2: Shopping Dialogue

Practice this conversation with a partner:

Customer: How much is this shirt?

Clerk: It's \$29.99.

Customer: And these socks?

Clerk: They're \$8.50 a pair.




Customer: I'll take the shirt and two pairs of socks.

Clerk: That comes to \$_____. How would you like to pay?

Calculate the total and practice saying it:

Activity 6: Time and Schedule Practice (25 minutes)

Part 1: Digital to Analog Time Conversion

Digital Time	Write in Words	Draw Clock Hands
3:45		
7:15		
12:30		

Part 2: Daily Schedule Creation

Fill in your daily schedule using different time expressions:

Time	Activity
7:00 AM	
12:00 PM	
6:30 PM	

Activity 7: Phone Numbers and Addresses (20 minutes)

Part 1: Phone Number Dictation

Listen to your partner read these phone numbers and write them down:

1. () - - 2. () - - 3. () - -

Common Phone Number Patterns:

- US Format: (555) 123-4567
- International: +1-555-123-4567
- Local: 555-4567

Part 2: Address Writing Practice

Write these addresses in proper format:

Example:

123 maple street apartment 4b new york ny 10001

Proper format:

123 Maple Street, Apt. 4B
New York, NY 10001

Now try these:

1. 456 oak avenue suite 7c chicago il 60601

2. 789 pine road unit 12 los angeles ca 90001

Activity 8: Number Story Creation (30 minutes)

Create a story using at least 5 numbers from this list:

- Time (e.g., 8:30 AM)
- Date (e.g., May 15th)
- Price (e.g., \$24.99)
- Address (e.g., 123 Main St.)
- Phone number
- Age
- Temperature

Write your story here:

Exchange stories with a partner and:

1. Circle all numbers used
2. Practice reading the story aloud
3. Check for correct number formatting

Final Assessment

Complete these tasks to demonstrate your number mastery:

1. Write a phone message including:
 - Date and time of call
 - Caller's phone number
 - Return call time

-
2. Write a shopping receipt with:
 - 3 items and prices
 - Subtotal
 - 10% tax
 - Final total
-

Homework Assignment

Practice these skills at home:

1. Write out numbers 1-100 in words
2. Practice saying important dates (birthdays, holidays)
3. Watch English videos with numbers and dates

Remember:

- Practice makes perfect
- Use real-life situations to practice
- Don't be afraid to make mistakes