



Introduction (5 minutes)

Welcome to our lesson on understanding main characters and plot development in fictional texts! In this lesson, we will explore the importance of main characters and plot development in creating a compelling narrative.

What are Main Characters? (10 minutes)

Main characters are the central figures in a story, driving the plot forward with their actions, decisions, and motivations. They can be protagonists, antagonists, or supporting characters, each playing a unique role in the story.

- Protagonist: The hero or main character of the story.
- Antagonist: The opposing force or villain of the story.
- Supporting Character: A character who helps or hinders the protagonist.

What is Plot Development? (10 minutes)


Plot development refers to the sequence of events that make up the story, including the exposition, rising action, climax, falling action, and resolution.

- Exposition: The introduction to the story, where the setting, characters, and situation are established.
- Rising Action: The series of events that build tension and create conflict in the story.
- Climax: The most intense or critical moment in the story, where the conflict reaches its peak.
- Falling Action: The events that follow the climax and lead to the resolution of the story.
- Resolution: The conclusion of the story, where loose ends are tied up and the plot is resolved.

Analyzing Main Characters and Plot Development (15 minutes)

To analyze main characters and plot development, we need to identify and understand the different elements of the story.


1. Identify the main characters: Who are the central figures in the story?
2. Analyze the plot structure: What are the different stages of the plot, and how do they contribute to the overall narrative?
3. Identify literary devices: What techniques does the author use to create meaning, atmosphere, or effect in the story?



Activity 1: Character Mapping (15 minutes)

Create a character map to illustrate the relationships between characters in a fictional text.

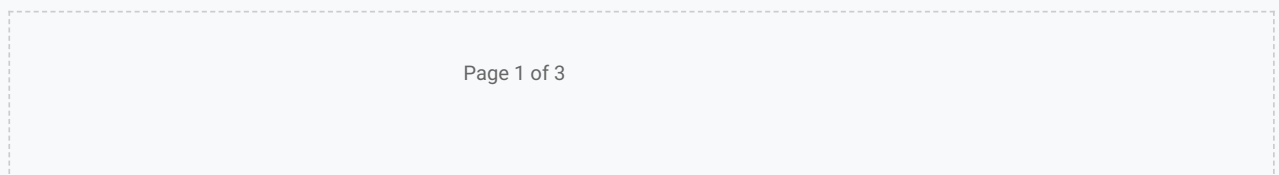
1. Identify the main characters in the story.
2. Describe their traits, motivations, and relationships with other characters.
3. Draw a diagram to show the relationships between characters.



Activity 2: Plot Diagramming (15 minutes)

Create a plot diagram to illustrate the plot structure of a fictional text.

1. Identify the different stages of the plot (exposition, rising action, climax, falling action, and resolution).
2. Describe the events that occur in each stage.
3. Draw a diagram to show the plot structure.



Questions (10 minutes)

Answer the following questions:

1. What is the main character's name in the story "The Wizard of Oz"?
2. What is the main conflict in the story "The Hunger Games"?
3. Who is the antagonist in the story "The Lion, the Witch, and the Wardrobe"?
4. What is the climax of the story "The Wizard of Oz"?
5. How does the author use foreshadowing in the story "The Hunger Games"?

Conclusion (5 minutes)

In conclusion, understanding main characters and plot development is crucial for reading comprehension and appreciation of fictional texts. By analyzing main characters, plot structures, and literary devices, we can deepen our understanding of the narrative and appreciate the author's craft.

Reflection and Feedback (10 minutes)

Reflect on what you have learned in this lesson and provide feedback on the activities and questions.

Individual Reflection:

1. What did you learn in this lesson?
2. What did you find challenging or easy?
3. What would you like to learn more about in future lessons?

