

Student Name: _____

Class: _____

Due Date: _____

Introduction to Music Appreciation

Welcome to the world of music appreciation and basics! This homework assignment is designed to introduce you to the fundamental elements of music, including rhythm, melody, and harmony. By the end of this assignment, you will be able to identify and explain these basic elements, fostering a deeper appreciation for music and its composition.


What do you hope to learn from this assignment?

Understanding Rhythm


Definition: Define what rhythm is and explain its importance in music.

- Rhythm is the pattern of sounds in music, created by the arrangement of notes and rests.
- Rhythm is important in music because it provides the foundation for the melody and harmony, and helps to create a sense of structure and organization.

Identification: Listen to the following music piece and try to identify the rhythm: [insert music piece]. Clap or tap out the rhythm.


A large, empty rectangular box with a thin grey border, intended for a student to write down the rhythm they identified from a music piece.

Creation: Create a simple rhythm using everyday objects (e.g., pencils, books) and record it.

A large, empty rectangular box with a thin grey border, intended for a student to record a simple rhythm created using everyday objects.

Rhythm Worksheet:


1. What is rhythm in music?
2. Why is rhythm important in music?
3. Can you think of a song that has a strong rhythm? Describe it.

A large, empty rectangular box with a thin grey border, intended for a student to write their answers to the three questions on the Rhythm Worksheet.


Definition: Define melody and discuss its role in music.

- Melody is the succession of pitches heard in a musical composition, and is often the most memorable part of a song.
- Melody is important in music because it provides the main theme or idea of the song, and helps to create a sense of emotional connection with the listener.

Identification: Listen to the following melody and try to hum or sing it back: [insert melody].




Creation: Use a simple instrument (like a recorder or a digital tool) to create a short melody.



Melody Worksheet:

1. What is melody in music?
2. Why is melody important in music?
3. Can you think of a song that has a catchy melody? Describe it.



Definition: Explain what harmony is and how it differs from melody.

- Harmony refers to the combination of multiple pitches sounding simultaneously, and is used to add depth and complexity to music.
- Harmony differs from melody in that it involves multiple pitches, whereas melody involves a single pitch.

Identification: Listen to the following piece that showcases harmony and identify how it enhances the music: [insert music piece].

Creation: Use a digital tool or app to create a simple harmony to a given melody.

Harmony Worksheet:

1. What is harmony in music?
2. How does harmony differ from melody?
3. Can you think of a song that uses harmony effectively? Describe it.

Creative Expression

Choose one of the music pieces from the previous activities and create a short reflection (written or drawn) on how the elements of music contribute to the overall mood or effect of the piece.

Choose any combination:

1. **Music Composition:** Using the elements learned, compose a short piece of music that incorporates rhythm, melody, and harmony.
2. **Music Appreciation Essay:** Choose a piece of music and write an essay on how the elements of music contribute to its overall effect.

Success Criteria

To successfully complete this assignment, ensure you:

- Accurately define and explain the basic elements of music.
- Correctly identify these elements in the provided music pieces.
- Demonstrate an understanding of how rhythm, melody, and harmony contribute to the overall effect of a music piece through your creative reflection or extension activities.

To support your child's learning:

- Encourage active listening by playing a variety of music at home and asking your child to identify the different elements they've learned.
- Provide resources, such as a computer or tablet for digital activities, and traditional instruments if possible.
- Help your child manage their time effectively to complete the assignment within the given timeframe.
- Engage in conversations about music with your child, exploring their thoughts on how the elements of music affect the listening experience.

Additional Resources

For further learning and exploration:

- Online music platforms that offer interactive music lessons and exercises.
- Music theory books from the library or purchase beginner-level books for more in-depth learning.
- Music learning apps that provide interactive and engaging ways to learn about music elements.

Conclusion

By completing this assignment, you will have gained a foundational understanding of music appreciation and basics, as well as developed critical thinking and independent learning skills.

Remember to have fun and enjoy the process of exploring the wonderful world of music!