



Learning Objectives

- Recognize and identify letters A, B, and C in both uppercase and lowercase forms
- Associate letters with their corresponding phonetic sounds
- Develop fine motor skills through writing practice
- Build phonemic awareness through sound recognition activities

Warm-Up Letter Hunt (5 minutes)

Circle every letter A you can find in the letter cloud below:

ABDAEACAFAM
PARTASNAKL
WAXYZAQAHA

Letter Sound Match-Up (10 minutes)

Draw a line connecting each picture to its beginning sound:

[Apple Picture]



B

[Ball Picture]



C

[Cat Picture]



A

Letter Writing Practice (15 minutes)

Trace the dotted letters, then try writing them on your own:

A A A

B B B

C C C

Complete the Word (10 minutes)

Write the missing first letter for each word:




[Cat Picture]
__at

[Ball Picture]
__all

[Ant Picture]
__nt

Sound Sorting Game (15 minutes)

Cut out the pictures below and paste them in the correct sound box:

A Sound	B Sound	C Sound
		

[Pictures: apple, airplane, ant, ball, banana, book, cat, cake, car]

Teacher Notes

- Ensure scissors are child-safe for cutting activities
- Provide additional support for letter formation as needed
- Encourage verbal sound production while completing activities
- Use as individual work or adapt for small group instruction
- Extension: Have students think of additional words beginning with each letter

Letter Story Time (20 minutes)

The Amazing Alphabet Adventure

Annie the Ant was walking along when she met Bobby the Bear. "Where are you going?" asked Bobby, bouncing his bright blue ball. "To visit my friend Cathy the Cat," said Annie. Together they walked down the path, collecting acorns, berries, and colorful cards along the way...

Story Discussion Questions:

1. What letter does Annie start with?
2. What was Bobby bouncing?
3. Who were they going to visit?

Letter Art Project (25 minutes)

Materials Needed:

- Construction paper
- Glue
- Safety scissors
- Markers
- Magazine cutouts

1. Create an "A" collage using pictures of things that start with A
2. Design a "B" butterfly using paper shapes
3. Make a "C" caterpillar using circular cutouts

Interactive Letter Games (15 minutes)

Musical Letters

Setup: Place letter cards (A, B, C) around the room

Instructions:

1. Play music while students walk around
2. When music stops, call out a word (e.g., "apple")
3. Students must run to the correct beginning letter

Suggested Words:

- Apple
- Banana
- Carrot
- Ant
- Button
- Cookie
- Alligator
- Bear
- Cake

Letter Sound Assessment

Student Name

Recognizes Letter

Produces Sound

Writes Letter

A B C

A B C

A B C

Dear Parents/Guardians,

Here are some fun activities to reinforce letter learning at home:

1. Letter Hunt

Help your child find items around the house that begin with A, B, or C. Make a list together!

2. Letter Kitchen

Cook or prepare snacks that start with these letters:

- A - Apple slices
- B - Banana bread
- C - Carrot sticks

3. Movement Games

Act out actions for each letter:

- A - Act like an airplane
- B - Bounce like a ball
- C - Crawl like a cat

Extension Activities

For Fast Finishers

1. Letter Book Creation

Students create their own ABC book using:

- Drawing pictures
- Writing simple words
- Adding stickers or cutouts

2. Sound Sorting Center

Create three boxes labeled A, B, and C. Provide various objects or picture cards for students to sort by initial sound.

3. Letter Detective

Using magazines or newspapers, students can:

- Find and circle target letters
- Cut out letters to make words
- Create letter collages

Digital Resources

Online Learning Support

Educational Websites:

- ABC Mouse - Letter Recognition Games
- Starfall - Interactive Letter Activities
- PBS Kids - Letter of the Day

Apps for Practice:

- Writing Wizard - Letter Tracing
- Endless Alphabet - Word Building
- Letter School - Writing Practice

Assessment & Extension Activities

Use these additional activities to reinforce learning:

- Create an alphabet book featuring A, B, and C
- Play "I Spy" with objects beginning with target letters
- Practice writing letters in sand or shaving cream
- Make letter shapes using playdough

Parent Communication

Dear Parents/Guardians,

Your child has been working on recognizing and writing the letters A, B, and C. To support their learning at home, you can:

- Point out these letters in everyday environments
- Practice letter sounds during daily activities
- Encourage letter writing during drawing time
- Read books emphasizing these letters

Thank you for your support!

Learning Outcomes Checklist

Skill	Achieved	In Progress
Recognizes letter A	<input type="checkbox"/>	<input type="checkbox"/>
Recognizes letter B	<input type="checkbox"/>	<input type="checkbox"/>
Recognizes letter C	<input type="checkbox"/>	<input type="checkbox"/>