



Introduction (Page 1)

Welcome to our language learning adventure! In this activity, we will explore the different rooms in a house and learn how to describe their locations using the sentence structure "Where is...? It's in the...". Let's start by matching the rooms with their pictures.

Activity 1: Room Matching

1. Bathroom
2. Bedroom
3. Kitchen
4. Living Room

Pictures:

1. A) A room with a bed
2. B) A room with a shower
3. C) A room with a kitchen sink
4. D) A room with a TV

Answer Key:

1. 1. B) A room with a shower
2. 2. A) A room with a bed
3. 3. C) A room with a kitchen sink
4. 4. D) A room with a TV

Vocabulary Building (Page 2)

Let's learn some new vocabulary related to rooms in a house.

Activity 2: Vocabulary Matching

1. Bed
2. Cupboard
3. Shower
4. TV

Definitions:

1. A) A piece of furniture for sleeping
2. B) A piece of furniture for storing dishes
3. C) A device for washing the body
4. D) A device for watching movies and shows

Answer Key:

1. 1. A) A piece of furniture for sleeping
2. 2. B) A piece of furniture for storing dishes
3. 3. C) A device for washing the body
4. 4. D) A device for watching movies and shows

Sentence Structure Practice (Page 3)

Let's practice using the sentence structure "Where is...? It's in the..."

Activity 3: Sentence Completion

1. Where is the bed? It's in the _____.
2. Where is the shower? It's in the _____.
3. Where is the TV? It's in the _____.
4. Where is the kitchen sink? It's in the _____.

Answer Key:


1. 1. bedroom
2. 2. bathroom
3. 3. living room
4. 4. kitchen

Room Description (Page 4)

Let's describe the rooms in a house.

Activity 4: Room Description

Describe the room in the picture.



Answer:


This is a bedroom. It has a bed and a wardrobe.

Object Location (Page 5)

Let's practice describing the location of objects in a house.

Activity 5: Object Location

Where is the object in the picture?



Answer:

The TV is in the living room.

Sentence Structure Practice (Page 6)

Let's practice using the sentence structure "Where is...? It's in the..."

Activity 6: Sentence Completion

1. Where is the cupboard? It's in the _____.
2. Where is the shower? It's in the _____.
3. Where is the bed? It's in the _____.
4. Where is the TV? It's in the _____.

Answer Key:

1. 1. kitchen
2. 2. bathroom
3. 3. bedroom
4. 4. living room

Room Scavenger Hunt (Page 7)

Let's go on a room scavenger hunt!

Activity 7: Room Scavenger Hunt

Find the objects in the room and describe their locations.

1. Bed
2. Shower
3. TV
4. Kitchen sink

Answer Key:

1. Bed: The bed is in the bedroom.
2. Shower: The shower is in the bathroom.
3. TV: The TV is in the living room.
4. Kitchen sink: The kitchen sink is in the kitchen.

Role-Play (Page 8)

Let's practice giving and following directions.

Activity 8: Role-Play

Give directions to your partner to find an object in the room.

Example:

"Where is the TV? It's in the living room."

Review (Page 9)


Let's review what we have learned.

Activity 9: Review

1. Bathroom
2. Bedroom
3. Kitchen
4. Living Room

Pictures:

1. A) A room with a bed
2. B) A room with a shower
3. C) A room with a kitchen sink
4. D) A room with a TV



Answer Key:

1. B) A room with a shower
2. A) A room with a bed
3. C) A room with a kitchen sink
4. D) A room with a TV

Conclusion (Page 10)

Congratulations! You have completed the activity. Keep practicing and soon you will be able to describe the rooms in a house and their locations like a pro!

Advanced Concepts

In this section, we will explore more advanced concepts related to rooms in a house. We will learn about the different types of rooms, their functions, and how to describe them using more complex sentence structures.

Example

For example, we can describe the living room as "a room where people relax and watch TV". We can also describe the kitchen as "a room where people cook and eat".

Activity 10: Sentence Completion

Complete the sentences with the correct type of room.

1. The room where people sleep is called the _____.
2. The room where people cook and eat is called the _____.
3. The room where people relax and watch TV is called the _____.
4. The room where people take a bath or shower is called the _____.

Answer Key:

1. 1. bedroom
2. 2. kitchen
3. 3. living room
4. 4. bathroom

Room Descriptions


In this section, we will learn how to describe the different rooms in a house using more detailed language. We will learn about the furniture and objects that can be found in each room and how to use vocabulary related to rooms.

Case Study

For example, we can describe the bedroom as "a room with a bed, a wardrobe, and a desk". We can also describe the kitchen as "a room with a kitchen sink, a stove, and a refrigerator".

Activity 11: Room Description

Describe the room in the picture.



Answer:

This is a living room. It has a TV, a sofa, and a coffee table.

Vocabulary Building

In this section, we will learn new vocabulary related to rooms in a house. We will learn about the different types of furniture and objects that can be found in each room and how to use them in sentences.

Example

For example, we can use the word "wardrobe" to describe a piece of furniture in the bedroom. We can also use the word "stove" to describe a kitchen appliance.

Activity 12: Vocabulary Matching

Match the vocabulary words with their definitions.

1. Wardrobe
2. Stove
3. Sofa
4. Refrigerator

Definitions:

1. A) A piece of furniture for storing clothes
2. B) A kitchen appliance for cooking
3. C) A piece of furniture for sitting
4. D) A kitchen appliance for keeping food cold

Answer Key:

1. 1. A) A piece of furniture for storing clothes
2. 2. B) A kitchen appliance for cooking
3. 3. C) A piece of furniture for sitting
4. 4. D) A kitchen appliance for keeping food cold

Sentence Structure Practice

In this section, we will practice using more complex sentence structures to describe rooms in a house. We will learn how to use subordinate clauses and relative clauses to add more detail to our descriptions.

Case Study

For example, we can describe the bedroom as "a room where I sleep, which is next to the bathroom". We can also describe the kitchen as "a room where we cook, which has a stove and a refrigerator".

Activity 13: Sentence Completion

Complete the sentences with the correct subordinate or relative clause.

1. The room where I sleep _____ is called the bedroom.
2. The room where we cook _____ has a stove and a refrigerator.
3. The room where people relax _____ is called the living room.
4. The room where people take a bath or shower _____ is called the bathroom.

Answer Key:

1. which is next to the bathroom
2. which has a stove and a refrigerator
3. where people watch TV
4. which has a shower and a bathtub

Review and Practice

In this section, we will review what we have learned about rooms in a house and practice using the vocabulary and sentence structures in context.

Example

For example, we can describe a house as "a building with a living room, a kitchen, a bedroom, and a bathroom". We can also describe a room as "a space with a specific function, such as a bedroom or a kitchen".

Activity 14: Description Writing

Write a description of a house or a room using the vocabulary and sentence structures learned in this unit.

Example Answer:

This is a house with a living room, a kitchen, a bedroom, and a bathroom. The living room has a TV and a sofa. The kitchen has a stove and a refrigerator. The bedroom has a bed and a wardrobe. The bathroom has a shower and a bathtub.

Conclusion

Congratulations! You have completed the unit on rooms in a house. You have learned about the different types of rooms, their functions, and how to describe them using vocabulary and sentence structures. Keep practicing and soon you will be able to describe rooms in a house like a pro!



Introduction (Page 1)

Welcome to our language learning adventure! In this activity, we will explore the different rooms in a house and learn how to describe their locations using the sentence structure "Where is...? It's in the...". Let's start by matching the rooms with their pictures.

Activity 1: Room Matching

1. Bathroom
2. Bedroom
3. Kitchen
4. Living Room

Pictures:

1. A) A room with a bed
2. B) A room with a shower
3. C) A room with a kitchen sink
4. D) A room with a TV

Answer Key:

1. B) A room with a shower
2. A) A room with a bed
3. C) A room with a kitchen sink
4. D) A room with a TV

Vocabulary Building (Page 2)

Let's learn some new vocabulary related to rooms in a house.

Activity 2: Vocabulary Matching

1. Bed
2. Cupboard
3. Shower
4. TV

Definitions:

1. A) A piece of furniture for sleeping
2. B) A piece of furniture for storing dishes
3. C) A device for washing the body
4. D) A device for watching movies and shows

Answer Key:

1. 1. A) A piece of furniture for sleeping
2. 2. B) A piece of furniture for storing dishes
3. 3. C) A device for washing the body
4. 4. D) A device for watching movies and shows

Sentence Structure Practice (Page 3)

Let's practice using the sentence structure "Where is...? It's in the..."

Activity 3: Sentence Completion

1. Where is the bed? It's in the _____.
2. Where is the shower? It's in the _____.
3. Where is the TV? It's in the _____.
4. Where is the kitchen sink? It's in the _____.

Answer Key:


1. 1. bedroom
2. 2. bathroom
3. 3. living room
4. 4. kitchen

Room Description (Page 4)

Let's describe the rooms in a house.

Activity 4: Room Description

Describe the room in the picture.



Answer:


This is a bedroom. It has a bed and a wardrobe.

Object Location (Page 5)

Let's practice describing the location of objects in a house.

Activity 5: Object Location

Where is the object in the picture?



Answer:

The TV is in the living room.

Sentence Structure Practice (Page 6)

Let's practice using the sentence structure "Where is...? It's in the..."

Activity 6: Sentence Completion

1. Where is the cupboard? It's in the _____.
2. Where is the shower? It's in the _____.
3. Where is the bed? It's in the _____.
4. Where is the TV? It's in the _____.

Answer Key:

1. 1. kitchen
2. 2. bathroom
3. 3. bedroom
4. 4. living room

Room Scavenger Hunt (Page 7)

Let's go on a room scavenger hunt!

Activity 7: Room Scavenger Hunt

Find the objects in the room and describe their locations.

1. Bed
2. Shower
3. TV
4. Kitchen sink

Answer Key:

1. Bed: The bed is in the bedroom.
2. Shower: The shower is in the bathroom.
3. TV: The TV is in the living room.
4. Kitchen sink: The kitchen sink is in the kitchen.

Role-Play (Page 8)

Let's practice giving and following directions.

Activity 8: Role-Play

Give directions to your partner to find an object in the room.

Example:

"Where is the TV? It's in the living room."

Review (Page 9)


Let's review what we have learned.

Activity 9: Review

1. Bathroom
2. Bedroom
3. Kitchen
4. Living Room

Pictures:

1. A) A room with a bed
2. B) A room with a shower
3. C) A room with a kitchen sink
4. D) A room with a TV



Answer Key:

1. B) A room with a shower
2. A) A room with a bed
3. C) A room with a kitchen sink
4. D) A room with a TV

Conclusion (Page 10)

Congratulations! You have completed the activity. Keep practicing and soon you will be able to describe the rooms in a house and their locations like a pro!

