

Introduction to Baby Development and Care

In this lesson, we will explore the different aspects of baby development and care, including physical, emotional, social, and cognitive development.

Baby development and care is a crucial aspect of early childhood education. It is essential to understand the different stages of development and how to provide proper care and support to infants. This lesson will cover the various aspects of baby development and care, including physical, emotional, social, and cognitive development.

Activity 1: Baby Sensory Play

Provide a variety of textures and materials, such as soft toys, blankets, and baby clothes, for the children to explore and engage with.

Sensory play is an essential aspect of baby development, as it helps to stimulate their senses and promote cognitive development. This activity will allow children to explore and engage with different textures and materials, promoting their physical and cognitive development.

Activity 2: Baby Feeding

Demonstrate how to feed a doll or stuffed animal, using a bottle or cup.

Feeding is an essential aspect of baby care, and it is crucial to teach children the proper techniques and safety precautions. This activity will allow children to practice feeding a doll or stuffed animal, promoting their physical and emotional development.

Activity 3: Baby Movement and Music

Play different types of music and encourage the children to move and groove, while also exploring the physical development of babies.

Music and movement are essential aspects of baby development, as they help to promote physical and cognitive development. This activity will allow children to explore and engage with different types of music and movement, promoting their physical and emotional development.

Activity 4: Baby Story Time


Read a story about babies and their development, and ask the children to share their thoughts and ideas about the story.

Story time is an essential aspect of baby development, as it helps to promote cognitive and emotional development. This activity will allow children to engage with a story about babies and their development, promoting their cognitive and emotional development.

Day 2: Baby Bath Time

Demonstrate how to bathe a doll or stuffed animal, and ask the children to participate.


Bath time is an essential aspect of baby care, and it is crucial to teach children the proper techniques and safety precautions. This activity will allow children to practice bathing a doll or stuffed animal, promoting their physical and emotional development.



Activity 2: Baby Dressing

Demonstrate how to dress a doll or stuffed animal, and ask the children to participate.


Dressing is an essential aspect of baby care, and it is crucial to teach children the proper techniques and safety precautions. This activity will allow children to practice dressing a doll or stuffed animal, promoting their physical and cognitive development.



Activity 3: Baby Singing and Rhymes

Sing songs and recite rhymes about babies, and ask the children to join in.

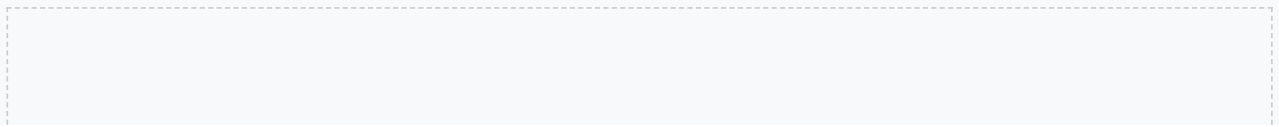
Singing and rhymes are essential aspects of baby development, as they help to promote cognitive and emotional development. This activity will allow children to engage with songs and rhymes about babies, promoting their cognitive and emotional development.



Activity 4: Baby Art

Provide materials for the children to create artwork about babies, and ask them to express their thoughts and ideas.

Art is an essential aspect of baby development, as it helps to promote cognitive and creative development. This activity will allow children to create artwork about babies, promoting their cognitive and creative development.



Day 3: Baby Blocks and Stacking

Provide blocks and other materials for the children to build and stack, while exploring the physical development of babies.


Blocks and stacking are essential aspects of baby development, as they help to promote physical and cognitive development. This activity will allow children to build and stack blocks, promoting their physical and cognitive development.



Activity 2: Baby Sorting and Categorizing

Provide materials for the children to sort and categorize, such as toys and clothes, and ask them to participate.


Sorting and categorizing are essential aspects of baby development, as they help to promote cognitive development. This activity will allow children to sort and categorize materials, promoting their cognitive development.



Activity 3: Baby Dramatic Play

Provide materials for the children to engage in dramatic play, such as dolls and clothes, and ask them to use their imagination.


Dramatic play is an essential aspect of baby development, as it helps to promote cognitive and emotional development. This activity will allow children to engage in dramatic play, promoting their cognitive and emotional development.



Activity 4: Baby Science

Conduct a simple science experiment, such as making a baby-themed volcano, and ask the children to participate.


Science is an essential aspect of baby development, as it helps to promote cognitive development. This activity will allow children to participate in a simple science experiment, promoting their cognitive development.



Day 4: Baby Music and Movement

Play different types of music and encourage the children to move and groove, while also exploring the physical development of babies.


Music and movement are essential aspects of baby development, as they help to promote physical and cognitive development. This activity will allow children to explore and engage with different types of music and movement, promoting their physical and emotional development.



Activity 2: Baby Story Sequencing

Read a story about babies and their development, and ask the children to sequence the events of the story.


Story sequencing is an essential aspect of baby development, as it helps to promote cognitive development. This activity will allow children to sequence the events of a story, promoting their cognitive development.



Activity 3: Baby Emotions and Feelings

Discuss different emotions and feelings with the children, and ask them to express their thoughts and ideas.

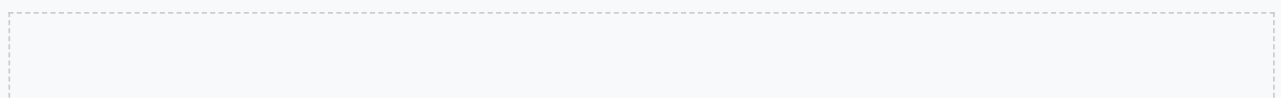
Emotions and feelings are essential aspects of baby development, as they help to promote emotional development. This activity will allow children to discuss and express their emotions and feelings, promoting their emotional development.



Activity 4: Baby Community Helpers

Discuss different community helpers, such as doctors and nurses, and ask the children to learn about their roles.

Community helpers are essential aspects of baby development, as they help to promote social development. This activity will allow children to learn about different community helpers, promoting their social development.



Day 5: Baby Review and Reflection

Review the activities from the past week, and ask the children to reflect on what they have learned.

Review and reflection are essential aspects of baby development, as they help to promote cognitive development. This activity will allow children to review and reflect on what they have learned, promoting their cognitive development.

Activity 2: Baby Assessment

Assess the children's understanding of the activities, and provide feedback and guidance.

Assessment is an essential aspect of baby development, as it helps to promote cognitive development. This activity will allow children to be assessed on their understanding of the activities, promoting their cognitive development.

Activity 3: Baby Celebration

Celebrate the children's learning, and provide opportunities for them to share their thoughts and ideas.

Celebration is an essential aspect of baby development, as it helps to promote emotional development. This activity will allow children to celebrate their learning, promoting their emotional development.

Activity 4: Baby Conclusion

Conclude the lesson, and provide opportunities for the children to reflect on what they have learned.

Conclusion is an essential aspect of baby development, as it helps to promote cognitive development. This activity will allow children to conclude the lesson, promoting their cognitive development.

Baby Developmental Milestones

Baby developmental milestones are essential to track and understand, as they help to identify potential delays or issues in a baby's development. Some of the key milestones to look out for include rolling over, sitting up, crawling, walking, and talking. It is essential to remember that every baby develops at their own pace, and some may reach certain milestones earlier or later than others.

Example: Tracking Developmental Milestones

For example, a baby who is six months old should be able to roll over and sit up with support. If a baby is not able to do these things, it may be a sign of a developmental delay. It is essential to track these milestones and consult with a pediatrician if there are any concerns.

Activity: Creating a Developmental Milestone Chart

Create a chart or graph to track a baby's developmental milestones. Include columns for the milestone, the age range for achieving the milestone, and a checkmark or note when the milestone is achieved.

This activity will help to track a baby's progress and identify any potential delays or issues. It is essential to remember that every baby develops at their own pace, and some may reach certain milestones earlier or later than others.

Baby Nutrition and Feeding

Baby nutrition and feeding are essential for a baby's growth and development. Breast milk or formula should be the primary source of nutrition for the first year, with solid foods introduced around six months. It is essential to introduce a variety of foods to ensure a balanced diet and to minimize the risk of allergies.

Case Study: Introducing Solid Foods

For example, a baby who is six months old can start with single-ingredient pureed foods, such as rice cereal or mashed vegetables. It is essential to introduce new foods one at a time and in small amounts to monitor for any signs of an allergy or intolerance.

Activity: Creating a Feeding Schedule

Create a schedule for feeding a baby, including the type and amount of food, as well as the frequency of feedings. Consider the baby's age, weight, and activity level when determining the feeding schedule.

This activity will help to ensure a baby is receiving the necessary nutrition for growth and development. It is essential to remember that every baby is different, and the feeding schedule may need to be adjusted based on the baby's individual needs.

Baby Safety and Injury Prevention

Baby safety and injury prevention are essential to ensure a baby's well-being. Some of the key safety precautions include installing safety gates at the top and bottom of stairs, securing heavy furniture and appliances, and using outlet covers and cabinet locks. It is also essential to never leave a baby unattended, especially in the bath or near water.

Example: Creating a Safe Sleep Environment

For example, a baby's sleep environment should be free from hazards, such as loose bedding or soft toys. The baby should be placed on their back to sleep, with a firm mattress and tight-fitting sheet. It is also essential to ensure the room is at a comfortable

temperature and that there are no drafts.

Activity: Conducting a Home Safety Check

Conduct a safety check of the home, identifying potential hazards and taking steps to mitigate them. Consider the baby's age and abilities when assessing potential hazards.

This activity will help to ensure a baby's safety and well-being. It is essential to remember that a baby's safety is an ongoing process, and the home environment should be regularly assessed and updated to ensure the baby's safety.

Baby Health and Hygiene

Baby health and hygiene are essential for a baby's overall well-being. Some of the key health and hygiene practices include frequent handwashing, proper diaper changing and disposal, and regular bathing. It is also essential to trim a baby's nails regularly and to clean their ears and nose.

Case Study: Managing a Baby's Fever

For example, a baby who has a fever should be monitored closely, with regular temperature checks and medication administered as needed. It is essential to consult with a pediatrician if the fever persists or if the baby shows signs of distress.

Activity: Creating a Health and Hygiene Schedule

Create a schedule for a baby's health and hygiene practices, including regular bathing, nail trimming, and ear and nose cleaning. Consider the baby's age and individual needs when determining the schedule.

This activity will help to ensure a baby's health and hygiene needs are met. It is essential to remember that every baby is different, and the health and hygiene schedule may need to be adjusted based on the baby's individual needs.

Baby Developmental Delays and Disorders

Baby developmental delays and disorders can be a concern for many parents. Some of the key signs of a developmental delay or disorder include delayed speech or language development, delayed gross or fine motor skills, and social or emotional difficulties. It is essential to consult with a pediatrician if there are any concerns about a baby's development.

Example: Identifying Signs of a Developmental Delay

For example, a baby who is 12 months old and not babbling or making attempts to communicate may be showing signs of a developmental delay. It is essential to consult with a pediatrician to determine the cause of the delay and to develop a plan to support the baby's development.

Activity: Researching Developmental Delays and Disorders

Research different types of developmental delays and disorders, including their causes, signs, and symptoms. Consider the baby's individual needs and develop a plan to support their development.

This activity will help to increase understanding of developmental delays and disorders. It is essential to remember that every baby is different, and the plan to support their development may need to be adjusted based on the baby's individual needs.

Baby Care and Nutrition for Special Needs

Baby care and nutrition for special needs can be complex and require specialized knowledge and skills. Some of the key considerations include ensuring adequate nutrition, managing medical conditions, and providing a safe and supportive environment. It is essential to consult with a pediatrician and other healthcare professionals to develop a plan to support a baby with special needs.

Case Study: Caring for a Baby with a Medical Condition

For example, a baby who has a medical condition such as diabetes or a heart condition may require specialized care and nutrition. It is essential to work with a pediatrician and other healthcare professionals to develop a plan to manage the condition and ensure the baby's overall health and well-being.

Activity: Developing a Care Plan for a Baby with Special Needs

Develop a care plan for a baby with special needs, including ensuring adequate nutrition, managing medical conditions, and providing a safe and supportive environment. Consider the baby's individual needs and consult with a pediatrician and other healthcare professionals as needed.

This activity will help to ensure a baby with special needs receives the care and support they require. It is essential to remember that every baby is different, and the care plan may need to be adjusted based on the baby's individual needs.



Introduction to Baby Development and Care

Introduction to Baby Development and Care


In this lesson, we will explore the different aspects of baby development and care, including physical, emotional, social, and cognitive development.

Baby development and care is a crucial aspect of early childhood education. It is essential to understand the different stages of development and how to provide proper care and support to infants. This lesson will cover the various aspects of baby development and care, including physical, emotional, social, and cognitive development.

Activity 1: Baby Sensory Play

Provide a variety of textures and materials, such as soft toys, blankets, and baby clothes, for the children to explore and engage with.


Sensory play is an essential aspect of baby development, as it helps to stimulate their senses and promote cognitive development. This activity will allow children to explore and engage with different textures and materials, promoting their physical and cognitive development.



Activity 2: Baby Feeding

Demonstrate how to feed a doll or stuffed animal, using a bottle or cup.


Feeding is an essential aspect of baby care, and it is crucial to teach children the proper techniques and safety precautions. This activity will allow children to practice feeding a doll or stuffed animal, promoting their physical and emotional development.



Activity 3: Baby Movement and Music

Play different types of music and encourage the children to move and groove, while also exploring the physical development of babies.


Music and movement are essential aspects of baby development, as they help to promote physical and cognitive development. This activity will allow children to explore and engage with different types of music and movement, promoting their physical and emotional development.



Activity 4: Baby Story Time

Read a story about babies and their development, and ask the children to share their thoughts and ideas about the story.


Story time is an essential aspect of baby development, as it helps to promote cognitive and emotional development. This activity will allow children to engage with a story about babies and their development, promoting their cognitive and emotional development.



Day 2: Baby Bath Time

Demonstrate how to bathe a doll or stuffed animal, and ask the children to participate.


Bath time is an essential aspect of baby care, and it is crucial to teach children the proper techniques and safety precautions. This activity will allow children to practice bathing a doll or stuffed animal, promoting their physical and emotional development.



Activity 2: Baby Dressing

Demonstrate how to dress a doll or stuffed animal, and ask the children to participate.


Dressing is an essential aspect of baby care, and it is crucial to teach children the proper techniques and safety precautions. This activity will allow children to practice dressing a doll or stuffed animal, promoting their physical and cognitive development.



Activity 3: Baby Singing and Rhymes

Sing songs and recite rhymes about babies, and ask the children to join in.

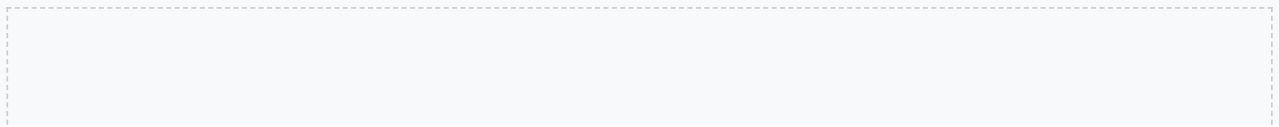
Singing and rhymes are essential aspects of baby development, as they help to promote cognitive and emotional development. This activity will allow children to engage with songs and rhymes about babies, promoting their cognitive and emotional development.



Activity 4: Baby Art

Provide materials for the children to create artwork about babies, and ask them to express their thoughts and ideas.

Art is an essential aspect of baby development, as it helps to promote cognitive and creative development. This activity will allow children to create artwork about babies, promoting their cognitive and creative development.



Day 3: Baby Blocks and Stacking

Provide blocks and other materials for the children to build and stack, while exploring the physical development of babies.


Blocks and stacking are essential aspects of baby development, as they help to promote physical and cognitive development. This activity will allow children to build and stack blocks, promoting their physical and cognitive development.



Activity 2: Baby Sorting and Categorizing

Provide materials for the children to sort and categorize, such as toys and clothes, and ask them to participate.


Sorting and categorizing are essential aspects of baby development, as they help to promote cognitive development. This activity will allow children to sort and categorize materials, promoting their cognitive development.



Activity 3: Baby Dramatic Play

Provide materials for the children to engage in dramatic play, such as dolls and clothes, and ask them to use their imagination.


Dramatic play is an essential aspect of baby development, as it helps to promote cognitive and emotional development. This activity will allow children to engage in dramatic play, promoting their cognitive and emotional development.



Activity 4: Baby Science

Conduct a simple science experiment, such as making a baby-themed volcano, and ask the children to participate.

Science is an essential aspect of baby development, as it helps to promote cognitive development. This activity will allow children to participate in a simple science experiment, promoting their cognitive development.



Day 4: Baby Music and Movement

Play different types of music and encourage the children to move and groove, while also exploring the physical development of babies.


Music and movement are essential aspects of baby development, as they help to promote physical and cognitive development. This activity will allow children to explore and engage with different types of music and movement, promoting their physical and emotional development.



Activity 2: Baby Story Sequencing

Read a story about babies and their development, and ask the children to sequence the events of the story.


Story sequencing is an essential aspect of baby development, as it helps to promote cognitive development. This activity will allow children to sequence the events of a story, promoting their cognitive development.



Activity 3: Baby Emotions and Feelings

Discuss different emotions and feelings with the children, and ask them to express their thoughts and ideas.

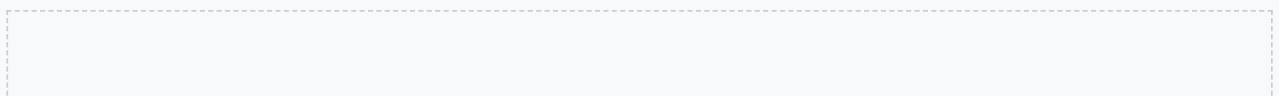
Emotions and feelings are essential aspects of baby development, as they help to promote emotional development. This activity will allow children to discuss and express their emotions and feelings, promoting their emotional development.



Activity 4: Baby Community Helpers

Discuss different community helpers, such as doctors and nurses, and ask the children to learn about their roles.

Community helpers are essential aspects of baby development, as they help to promote social development. This activity will allow children to learn about different community helpers, promoting their social development.



Day 5: Baby Review and Reflection

Review the activities from the past week, and ask the children to reflect on what they have learned.

Review and reflection are essential aspects of baby development, as they help to promote cognitive development. This activity will allow children to review and reflect on what they have learned, promoting their cognitive development.

Activity 2: Baby Assessment

Assess the children's understanding of the activities, and provide feedback and guidance.

Assessment is an essential aspect of baby development, as it helps to promote cognitive development. This activity will allow children to be assessed on their understanding of the activities, promoting their cognitive development.

Activity 3: Baby Celebration

Celebrate the children's learning, and provide opportunities for them to share their thoughts and ideas.

Celebration is an essential aspect of baby development, as it helps to promote emotional development. This activity will allow children to celebrate their learning, promoting their emotional development.

Activity 4: Baby Conclusion

Conclude the lesson, and provide opportunities for the children to reflect on what they have learned.

Conclusion is an essential aspect of baby development, as it helps to promote cognitive development. This activity will allow children to conclude the lesson, promoting their cognitive development.

Congratulations on Completing the Lesson!

Thank you for participating in this lesson on baby development and care. We hope you found it informative and engaging.