



PLANIT
TEACHERS

Structured Literacy Foundations: Mastering Uppercase and Lowercase Letters

Student Name: _____

Class: _____

Due Date: _____

Introduction

Welcome to this homework assignment designed to reinforce the learning objectives of recognizing and writing uppercase and lowercase letters correctly. This fundamental skill is a crucial part of the Language Arts curriculum for 7-9 year olds. The activities in this worksheet are designed to support classroom learning, encourage critical thinking, and promote independent learning while being fun and engaging.

Activity 1: Letter Hunt

Find and circle all the uppercase and lowercase letters in the following passage:

"The quick brown fox jumps over the lazy dog. The sun is shining brightly in the clear blue sky."

Uppercase Letters:

1. _____
2. _____
3. _____
4. _____
5. _____

Lowercase Letters:

1. _____
2. _____
3. _____
4. _____
5. _____

Activity 2: Letter Matching

Match the uppercase letters to their lowercase counterparts.

Uppercase	Lowercase
-----------	-----------

A	_____
---	-------

B	_____
---	-------

C	_____
---	-------

_____	a
-------	---

_____	b
-------	---

_____	c
-------	---

Activity 3: Writing Practice

Write your name in both uppercase and lowercase letters.

Uppercase: _____

Lowercase: _____


Then, write a short sentence using at least 5 uppercase and 5 lowercase letters.

Activity 4: Word Search

Design a word search with 5-7 words that include both uppercase and lowercase letters. Use the grid below to help you create the word search.

A E O U Y L N R T
I T S M B C D F G
H J K P Q V W X Z

Challenge: Include at least one word that starts with an uppercase letter and one word that starts with a lowercase letter.



Activity 5: Letter Scavenger Hunt

Go on a scavenger hunt around your house or backyard to find objects that start with both uppercase and lowercase letters. Write the name of each object and the letter it starts with.

1. Object: _____

Letter: _____

2. Object: _____

Letter: _____


3. Object: _____

Letter: _____


Additional Activities

Choose any combination:

1. Create a poster or drawing that includes both uppercase and lowercase letters.



2. Write a short story using at least 10 uppercase and 10 lowercase letters.



Success Criteria

To successfully complete this assignment, you should:

- Correctly identify and write uppercase and lowercase letters.
- Match uppercase letters to their lowercase counterparts.
- Write your name and a short sentence using both uppercase and lowercase letters.
- Complete the extension activities (if attempted).

Parent/Guardian Notes

Support your child by encouraging them to read the instructions carefully and ask for help when needed.

Provide guidance on time management to ensure the assignment is completed within the estimated 30-40 minutes.

Encourage self-assessment by asking your child to check their work and reflect on what they learned.

Make it fun by turning the activities into games or challenges!

Additional Resources

For students who need extra support or challenge:

- Online Resources: Visit [website URL] for interactive letter recognition games and activities.
- Books: Read books that incorporate uppercase and lowercase letters, such as "The Alphabet Book" by P.D. Eastman.
- Games: Play games like "I Spy" using uppercase and lowercase letters.

Conclusion

Congratulations on completing this homework assignment! Remember to have fun while learning and practicing your uppercase and lowercase letters. Don't forget to ask for help if you need it, and be proud of yourself for completing the activities.