

Student Name: _____

Class: _____

Due Date: _____

Introduction

Welcome to the "Introduction to the Alphabet: Fun with Letters" homework sheet. This activity is designed for 4-year-old children to support classroom learning objectives in Language Arts, specifically recognizing and identifying uppercase and lowercase letters.

Letter Hunt Activity

Look around your house or backyard for objects that start with different letters. For example, you can find a cat that starts with the letter "C" or a ball that starts with the letter "B". Write the letter and the object you found in the space below.

Letter Object

Uppercase and Lowercase Letters

Remember that letters can be big (uppercase) or small (lowercase). Try to find examples of both in your surroundings. Match the uppercase letters to their lowercase friends.

Uppercase Lowercase

| | |
|---|---|
| A | a |
| B | b |
| C | c |

Letter Matching Game

Match the uppercase letters to their lowercase friends.

Uppercase Lowercase

A _____

B _____

C _____

D _____

E _____

| |
|--|
| |
|--|

Alphabet Scavenger Hunt


Create a list of 5-7 letters (both uppercase and lowercase) and ask the child to find objects around the house that start with those letters. Encourage the child to draw a picture of the object and write the letter next to it.

Letter Object Picture


Uppercase and Lowercase Letter Sorting

Provide a set of uppercase and lowercase letter cards (you can use flashcards or create your own). Ask the child to sort the letters into two categories: big letters (uppercase) and small letters (lowercase).

Uppercase Letters:



Lowercase Letters:



Letter Tracing and Writing

Use the space below to practice tracing and writing uppercase and lowercase letters. Start with simple letters like "A" and "a", and gradually move on to more complex ones.

Letter Tracing Writing

A _____

a _____


B _____

b _____

Create a Letter Book

Ask the child to create a book with a page for each letter of the alphabet. Encourage them to draw a picture and write a word that starts with each letter.


Letter Book Pages:

A large, empty rectangular box with a thin black border, intended for a child to draw a picture and write a word for each letter of the alphabet.

Letter Hunt Game

Create a simple board game where the child has to move a game piece from one letter to the next, finding objects that start with each letter.

Game Board:

A large, empty rectangular box with a thin black border, intended for the user to draw the game board. It is positioned below the 'Game Board:' label and occupies a significant portion of the page's width.

Conclusion

Congratulations on completing the "Introduction to the Alphabet: Fun with Letters" homework sheet. Remember to have fun and be creative while learning about letters.