

Introduction

This diagnostic assessment is designed to evaluate the maths and literacy fundamentals of 6-7 year old students. The assessment aims to identify students' strengths and weaknesses in recognizing and writing numbers 1-100, identifying basic shapes, demonstrating understanding of alphabet sequence, and exhibiting basic reading comprehension skills.

Section 1: Number Recognition and Writing

Choose the correct answer for each question.

1. What is the number that comes after 50?

A) 40
B) 49
C) 51
D) 60

2. What is the number that comes before 25?

A) 20
B) 24
C) 26
D) 30

3. What is the number that is one more than 17?

A) 16
B) 17
C) 18
D) 19

Page 1 of 10

4. What is the number that is one less than 43?

A) 42
B) 43
C) 44
D) 45

Short Answer Questions

Write your answer to each question.

1. Write the number that is 5 more than 32.

2. Write the number that is 3 less than 19.

Picture-Based Question

Count the number of blocks in the picture and write the answer.


 Blocks Picture

Section 2: Shape Identification

Choose the correct answer for each question.


1. What is the shape of the object in the picture?

- A) Circle
- B) Square
- C) Triangle
- D) Rectangle




2. What is the shape with four right angles and four sides of equal length?

- A) Circle
- B) Square
- C) Triangle
- D) Rectangle




3. What is the shape with three sides and three angles?

- A) Circle
- B) Square
- C) Triangle
- D) Rectangle



Picture-Based Question

Identify the shapes in the picture and label them.

 Shapes Picture

Section 3: Alphabet Sequence

Choose the correct answer for each question.

1. What is the letter that comes after 'D' in the alphabet?

- A) C
- B) D
- C) E
- D) F

2. What is the letter that comes before 'J' in the alphabet?

- A) H
- B) I
- C) J
- D) K

3. What is the letter that is one more than 'K' in the alphabet?

- A) J
- B) K
- C) L
- D) M

Short Answer Question

Write the next three letters in the alphabet after 'T'.

Section 4: Reading Comprehension

Read the passage and answer the question.

Passage: The sun is shining in the sky. The birds are singing their sweet songs. The flowers are blooming in the garden.


1. What is the main character's name?

2. What is the setting of the story?

Picture-Based Question

Read the passage and identify the object in the picture.

Passage: The cat is sleeping on the mat.

 Cat Picture

Marking Guide

The following marking guide will be used to assess your work.

- Section 1: Number Recognition and Writing
 - Multiple Choice Questions: 1 mark each
 - Short Answer Questions: 2 marks each
 - Picture-Based Question: 3 marks
- Section 2: Shape Identification
 - Multiple Choice Questions: 1 mark each
 - Picture-Based Question: 2 marks
- Section 3: Alphabet Sequence
 - Multiple Choice Questions: 1 mark each
 - Short Answer Question: 2 marks
- Section 4: Reading Comprehension
 - Short Answer Questions: 2 marks each
 - Picture-Based Question: 3 marks

Implementation Guidelines

The following guidelines should be followed when administering the assessment.

- The assessment will be administered in a 30-minute session.
- Teachers should ensure that students have access to pencils, erasers, and sharpeners.
- The assessment should be conducted in a quiet and comfortable environment, free from distractions.

Differentiation Options

The following differentiation options can be used to support students with different needs.

- For students with special needs: provide extra time, one-on-one support, and assistive technology.
- For English language learners: provide bilingual support, visual aids, and graphic organizers.
- For gifted and talented students: provide additional challenges, more complex questions, and opportunities for self-directed learning.

Bloom's Taxonomy Alignment

The assessment is aligned with the following levels of Bloom's Taxonomy.

- Remember: Recognize and write numbers, identify basic shapes, and demonstrate understanding of alphabet sequence.
- Understand: Exhibit basic reading comprehension skills and identify main characters and settings.
- Apply: Use numbers and shapes to solve problems and complete tasks.
- Analyze: Identify and label shapes, and answer short answer questions.
- Evaluate: Demonstrate understanding of alphabet sequence and reading comprehension skills.

