

Family Connections: Interactive Vocabulary Worksheet

Learning Objectives

- Identify and name immediate family members
- Practice vocabulary related to family relationships
- Develop fine motor skills through drawing and writing
- Express understanding through creative activities

Meet Your Family Members (15 minutes)

Look at each picture carefully and circle the correct family member.

[Picture Space 1]

Mother

Father

Sister

[Picture Space 2]

Brother

Father

Mother

Match Family Members (10 minutes)

Draw a line to match the family member with their name.

[Mom Picture]

Brother

[Dad Picture]

Sister

[Brother Picture]

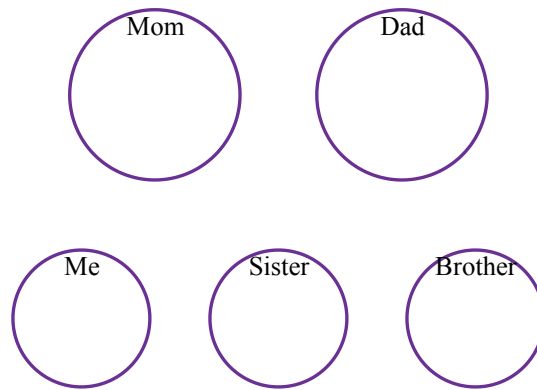
Mom

[Sister Picture]

Dad

My Family Tree (20 minutes)

Draw your family members in the circles and color them according to the instructions:

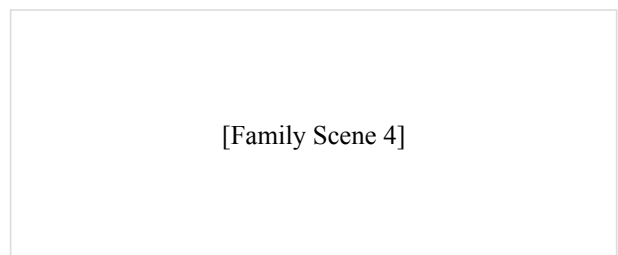
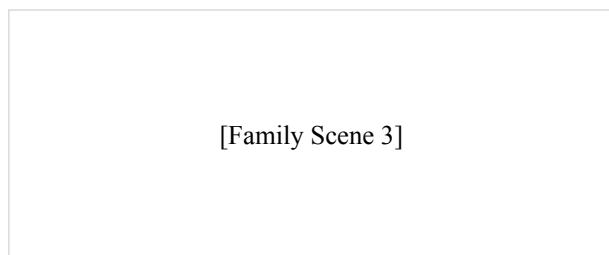

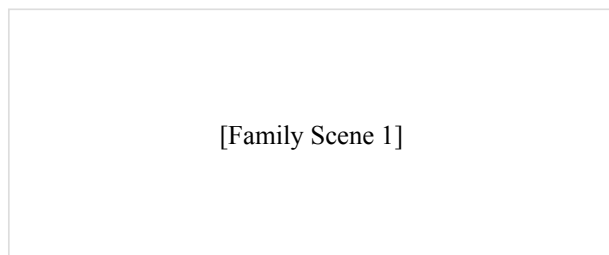


Color Guide:

-  Mom = Red
-  Dad = Blue
-  Sister = Yellow
-  Brother = Green

Who's Who? (15 minutes)

Look at the family scenes and mark them as follows:



Marking Instructions:

- Circle all the mothers
- Draw a square around all the fathers
- Put a star next to all the sisters

- Draw a heart next to all the brothers

Family Emotions and Activities (20 minutes)

Draw lines to connect family members with their emotions and activities.

[Happy Mom Cooking]

Choose emotion



[Excited Dad Playing]

Choose emotion



[Sleepy Sister Reading]

Choose emotion



Family Activities Journal (15 minutes)

Write or draw what you do with each family member.

With Mom, I...

[Dashed box for writing or drawing]

With Dad, I...

[Dashed box for writing or drawing]

With my siblings, I...

[Dashed box for writing or drawing]

Family Helpers (25 minutes)

Draw lines to match family members with their household responsibilities.

Mom

Cooking Meals

Dad

Fixing Things

Sister

Cleaning Room

Brother

Helping with Dishes

I can help my family by:

- Making my bed
- Setting the table

- Picking up toys
- Feeding pets

Family Celebration Calendar (30 minutes)

Write or draw special family celebrations in each month.


January



February



March



Remember to include:

- Birthdays
- Holidays
- Family Reunions
- Special Traditions
- Anniversaries
- Family Trips

Family Portrait Gallery (20 minutes)

Draw your family members in different situations.

Family at Dinner



Family at Park



Family Story Time (25 minutes)

Create a story about your family using the prompts below.

One day, my family...



We saw...



Then we...



Finally...



Draw a picture of your favorite part of the story:



Assessment & Reflection

Complete these final activities to show what you've learned about family members.

My Family Portrait

Draw your whole family in this space

Write three sentences about your family:

1. _____
2. _____
3. _____

Great Job!

You've completed all the family vocabulary activities. Show your work to your teacher!



Excellent



Good



Try Again

