

Student Name: _____

Class: _____

Due Date: _____

Introduction

Welcome to our exploration of William Shakespeare's *Much Ado About Nothing*! This homework sheet is designed to guide you through the first three acts of the play, analyzing characters, plot, and literary devices. Please complete the activities and questions to the best of your ability.

Questions

1. What is the main plot of Acts 1-3 of *Much Ado About Nothing*?

2. Who are the main characters in the play, and what are their relationships with each other?

3. What themes are introduced in the first three acts, and how are they developed?

Activity 1: Character Map

Create a character map illustrating the relationships between the main characters. Include:

- Character names and descriptions
- Relationships between characters (e.g., romantic, familial, friendly)
- Quotes or scenes that demonstrate these relationships

Questions


1. Choose two main characters and analyze their motivations and development throughout the first three acts.

2. How do the characters' relationships with each other contribute to the plot and themes of the play?

Activity 2: Plot Diagram


Design a plot diagram showing the key events and conflicts in Acts 1-3. Include:

- Exposition: Introduction to setting, characters, and situation
- Rising Action: Events that build tension and conflict
- Climax: The most intense or critical moment in the plot
- Falling Action: Events that follow the climax and lead to the resolution




Questions

1. Write a brief summary (approx. 250-300 words) of the plot, highlighting key events, conflicts, and turning points.



2. What is the significance of the climax in Acts 1-3, and how does it relate to the overall plot?



Activity 3: Literary Device Analysis

Choose two literary devices used in the first three acts and analyze their effect on the reader. Consider:

- How the device contributes to the overall meaning or theme
- How it affects the tone or atmosphere of the scene
- How it relates to the characters or plot

Questions

1. Identify and explain at least two literary devices used by Shakespeare in the first three acts.

2. How do the literary devices contribute to the overall meaning and themes of the play?

Activity 4: Creative Writing

Imagine you are a character in the play, and write a journal entry or letter to another character, exploring your thoughts, feelings, and motivations.

Activity 5: Debate

Research and prepare arguments for or against the following statement: "Deception is a necessary evil in *Much Ado About Nothing*." Participate in a class debate, using evidence from the play to support your position.

Questions

1. Reflect on the themes and messages conveyed in the play so far, considering how they relate to real-life experiences and contemporary issues.

2. How can you apply the themes and messages of the play to your own life or current events?

Conclusion

Congratulations on completing this homework sheet! Remember to review the success criteria and assess your understanding of the plot, characters, and literary devices. Don't hesitate to ask questions or seek help if you need it.

Success Criteria

- Demonstrate a clear understanding of the plot and characters in Acts 1-3
- Analyze character motivations and relationships effectively
- Identify and explain literary devices used in the play
- Provide a well-structured and coherent plot summary
- Reflect thoughtfully on the themes and messages conveyed in the play

Time Management Guidelines

- Reading and review: 15-20 minutes
- Character analysis: 15-20 minutes
- Plot summary: 20-25 minutes
- Literary device analysis: 20-25 minutes
- Reflection: 10-15 minutes
- Extension activities: 30-40 minutes (optional)