

**Student Name:** \_\_\_\_\_**Class:** \_\_\_\_\_**Student ID:** \_\_\_\_\_**Date:** {{DATE}}

## Assessment Details

<b>Duration:</b> 30 minutes	<b>Total Marks:</b> 50
<b>Topics Covered:</b>	<ul style="list-style-type: none"><li>• Land Transportation</li><li>• Vehicle Identification</li><li>• Transportation Vocabulary</li></ul>

## Instructions to Students:

1. Read all questions carefully before attempting.
2. Show all working out - marks are awarded for method.
3. Write your answers in the spaces provided.
4. If you need more space, use the additional pages at the end.
5. Time management is crucial - allocate approximately 1 minute per mark.

**Question 1**

**[2 marks]**

What is the name of the vehicle that carries many people?

A) Car

B) Bus

C) Train

D) Bike

**Question 2**

**[2 marks]**

Which vehicle is used for short distances?

A) Car

B) Bus

C) Train

D) Walk

**Question 3**

**[5 marks]**

What is the name of the vehicle that is used to carry goods and supplies?

**Question 4**





**[5 marks]**

What is the name of the vehicle that is used by police officers?

Section C: Picture Match [10 marks]

 Car	 Bus	 Train	 Bike
_____	_____	_____	_____

Section D: Picture Match with Sentence Completion [10 marks]

 Car	I use a _____ to go to school.
 Bus	The _____ takes me to the park.
 Train	My family likes to ride the _____ on vacation.
 Bike	I like to ride my _____ in the park.

## Section E: Marking Guide

Multiple Choice Questions: 1 point for each correct answer, 0 points for each incorrect answer

Short Answer Questions: 2 points for each correct answer, 1 point for each partially correct answer, 0 points for each incorrect answer

Picture Match: 1 point for each correct match, 0 points for each incorrect match

Picture Match with Sentence Completion: 2 points for each correct match and sentence completion, 1 point for each correct match with partial sentence completion, 0 points for each incorrect match

## Section F: Implementation Guidelines

Ensure that the students have a clear understanding of the instructions and question types.

Provide a visual timer to help students manage their time.

Allow students to ask questions if they are unsure about any of the instructions or questions.

Encourage students to use their prior knowledge and experiences to answer the questions.

## Section G: Differentiation Options

For students with visual impairments, provide large print or braille versions of the assessment.

For students with hearing impairments, provide a sign language interpreter or written instructions.

For English language learners, provide a bilingual version of the assessment or allow the use of a dictionary.

For students with physical disabilities, provide adaptive tools such as a keyboard or mouse.



## Section H: Conclusion

This assessment is designed to provide a comprehensive understanding of students' knowledge and understanding of land transportation.

The results of this assessment can be used to inform instruction and provide targeted support to meet the diverse needs of students.

