



Student Name: _____

Class: _____

Due Date: _____

Introduction to Babies

What is a Baby?

A baby is a human being in the early stages of development, from birth to around 12-18 months old. Babies are completely dependent on their caregivers for survival and thrive on love, care, and attention.

Physical Characteristics:


- Small size and weight
- Soft and delicate skin
- Large head and eyes
- Developing motor skills

Draw a picture of a baby and label its different parts:

Sort the pictures of different babies into categories:


- Sleeping
- Eating
- Playing

What do you see in the pictures?




Research and create a list of different baby milestones:

- Rolling over
- Sitting up
- Crawling
- Walking




Meet our new baby doll!

How do you think we should take care of the baby doll?




Draw a picture of how you would feed, bathe, or rock the baby doll:



Create a schedule for caring for the baby doll:

- Feeding
- Bathing
- Playtime
- Sleep



Baby Animal Matching

Match the baby animals with their adult versions:

- Baby cat - Adult cat
- Baby dog - Adult dog
- Baby bird - Adult bird


What do you think the baby animals need to grow and develop?

Research and create a list of different baby animal characteristics:


- Fur or feathers
- Claws or talons
- Teeth or beak

Explore the baby-themed sensory play area:

What do you see, hear, and feel in the sensory play area?




Create a collage using baby-themed pictures and materials:



Design and create a baby-themed sensory bin:

- Rice or beans
- Small toys or blocks
- Fabric or texture



Visit each baby care station and learn about different activities:

- Diaper changing
- Bottle feeding
- Rocking

What do you think is the most important part of baby care?

Research and create a list of different baby safety rules:

- Never leave a baby unattended
- Always check the temperature of the water
- Make sure the baby is securely fastened in the car seat

Put the pictures of baby safety rules in order:

- Check the temperature of the water
- Make sure the baby is securely fastened in the car seat
- Never leave a baby unattended

What is the first step in keeping a baby safe?


Create a safety checklist for baby care:

- Check the temperature of the water
- Make sure the baby is securely fastened in the car seat
- Never leave a baby unattended

Look at the growth chart and sequence the pictures of babies at different stages of development:


- Rolling over
- Sitting up
- Crawling
- Walking

What changes do you see in the pictures?



Research and create a list of different baby development milestones:


- Smiling
- Laughing
- Reaching for toys



Act out different emotions and have your friends guess:


- Happy
- Sad
- Angry

How do you think babies express their emotions?




Create a feelings chart with baby-themed pictures:

- Happy
- Sad
- Angry




Create a picture of a baby using various art materials:

What do you like about babies?



Research and create a list of different baby-themed books:


- "The Very Hungry Caterpillar"
- "Goodnight Moon"
- "The Runaway Bunny"



Create a diorama of a baby animal's habitat:


- Baby bird's nest
- Baby rabbit's burrow
- Baby deer's forest

What do you think the baby animals need to survive in their habitats?



Research and create a list of different baby animal habitats:


- Desert
- Forest
- Grassland



Sequence the pictures of baby safety and hygiene practices:


- Washing hands
- Cleaning the baby's toys
- Sterilizing the baby's bottles

What is the most important part of baby safety and hygiene?



Create a safety and hygiene checklist for baby care:


- Washing hands
- Cleaning the baby's toys
- Sterilizing the baby's bottles



Match the pictures of baby developmental stages with their descriptions:


- Rolling over
- Sitting up
- Crawling
- Walking

What changes do you see in the pictures?



Research and create a list of different baby developmental milestones:

- Smiling
- Laughing
- Reaching for toys



Act out different emotions and have your friends guess:


- Happy
- Sad
- Angry

How do you think babies express their emotions?




Create a feelings chart with baby-themed pictures:

- Happy
- Sad
- Angry




Create a picture of a baby using various art materials:

What do you like about babies?



Research and create a list of different baby-themed books:


- "The Very Hungry Caterpillar"
- "Goodnight Moon"
- "The Runaway Bunny"



Match the pictures of baby animals with their families:


- Baby bird - Mother bird
- Baby rabbit - Mother rabbit
- Baby deer - Mother deer

What do you think the baby animals need from their families?



Create a family tree with baby animals:


- Baby bird
- Mother bird
- Father bird



Sequence the pictures of baby safety and first aid practices:


- Calling 911
- Applying a bandage
- Using a fire extinguisher

What is the most important part of baby safety and first aid?



Research and create a list of different baby safety and first aid tips:

- Never leave a baby unattended
- Always check the temperature of the water
- Make sure the baby is securely fastened in the car seat





Student Name: _____

Class: _____

Due Date: _____

Introduction to Babies

What is a Baby?

A baby is a human being in the early stages of development, from birth to around 12-18 months old. Babies are completely dependent on their caregivers for survival and thrive on love, care, and attention.

Physical Characteristics:

- Small size and weight
- Soft and delicate skin
- Large head and eyes
- Developing motor skills

Draw a picture of a baby and label its different parts:

Sort the pictures of different babies into categories:


- Sleeping
- Eating
- Playing

What do you see in the pictures?




Research and create a list of different baby milestones:

- Rolling over
- Sitting up
- Crawling
- Walking




Meet our new baby doll!

How do you think we should take care of the baby doll?




Draw a picture of how you would feed, bathe, or rock the baby doll:



Create a schedule for caring for the baby doll:

- Feeding
- Bathing
- Playtime
- Sleep



Baby Animal Matching

Match the baby animals with their adult versions:

- Baby cat - Adult cat
- Baby dog - Adult dog
- Baby bird - Adult bird


What do you think the baby animals need to grow and develop?

Research and create a list of different baby animal characteristics:


- Fur or feathers
- Claws or talons
- Teeth or beak

Explore the baby-themed sensory play area:

What do you see, hear, and feel in the sensory play area?




Create a collage using baby-themed pictures and materials:



Design and create a baby-themed sensory bin:

- Rice or beans
- Small toys or blocks
- Fabric or texture



Visit each baby care station and learn about different activities:

- Diaper changing
- Bottle feeding
- Rocking

What do you think is the most important part of baby care?

Research and create a list of different baby safety rules:

- Never leave a baby unattended
- Always check the temperature of the water
- Make sure the baby is securely fastened in the car seat

Put the pictures of baby safety rules in order:

- Check the temperature of the water
- Make sure the baby is securely fastened in the car seat
- Never leave a baby unattended

What is the first step in keeping a baby safe?


Create a safety checklist for baby care:

- Check the temperature of the water
- Make sure the baby is securely fastened in the car seat
- Never leave a baby unattended

Look at the growth chart and sequence the pictures of babies at different stages of development:


- Rolling over
- Sitting up
- Crawling
- Walking

What changes do you see in the pictures?



Research and create a list of different baby development milestones:

- Smiling
- Laughing
- Reaching for toys



Act out different emotions and have your friends guess:


- Happy
- Sad
- Angry

How do you think babies express their emotions?




Create a feelings chart with baby-themed pictures:

- Happy
- Sad
- Angry




Create a picture of a baby using various art materials:

What do you like about babies?



Research and create a list of different baby-themed books:

- "The Very Hungry Caterpillar"
- "Goodnight Moon"
- "The Runaway Bunny"



Congratulations on completing the Introduction to Babies curriculum!