


## Introduction (Page 1)

*Welcome to our lesson on family and cultural heritage! In this activity, we will explore the diversity of family structures and cultural backgrounds, and learn about the importance of storytelling in sharing our heritage.*

## Family Structures (Page 2)

---


*What is a family? Draw a picture of your family and label each member. What are some different types of families? (e.g. nuclear, extended, single-parent)*



## Cultural Heritage (Page 3)

---


*What is cultural heritage? What are some traditions or customs that are important to your family? Draw a picture or write a short story about one of your favorite cultural traditions.*



## Storytelling (Page 4)

---

*Storytelling is a great way to share our cultural heritage with others. Can you think of a story about your family's cultural heritage that you would like to share? Write a short story or draw a picture to illustrate your story.*



## Visual Aids (Page 5)

---

*Visual aids like pictures, diagrams, and artifacts can help us learn about different cultures. Look at the pictures below and describe what you see.*

 Cultural Artifact 1  Cultural Artifact 2

## ELL/ESL Support (Page 6)

---

*If you need help with language, don't worry! We have sentence stems and vocabulary lists to support you. Use the sentence stems to complete the sentences:*

- My family is from \_\_\_\_\_.
- We celebrate \_\_\_\_\_ during the holidays.
- My favorite cultural tradition is \_\_\_\_\_.

Group Activity (Page 7)


Work with a partner to match the cultural artifacts with their corresponding traditions. Use the visual aids to help you.

Cultural Artifact	Tradition
 Cultural Artifact 1	
 Cultural Artifact 2	

## Reflection (Page 8)

---

What did you learn about family and cultural heritage today? Write a short reflection or draw a picture to illustrate what you learned.






## Sharing Our Heritage (Page 9)

---

*How can we share our cultural heritage with others? Brainstorm some ideas with your partner or in a small group.*



## Conclusion (Page 10)

---

*Congratulations! You have completed our lesson on family and cultural heritage. Remember to always respect and appreciate the diversity of family structures and cultural backgrounds.*

