



Introduction to History

What is history and why is it important to study?

History is the study of past events, particularly human affairs. It helps us understand how societies, cultures, and nations have developed over time. By studying history, we can learn from the past, understand the present, and shape the future.

Major Battles and Turning Points


What are some significant events in history that have had a profound impact on the course of human events?

- The Battle of Hastings (1066)
- The Battle of Britain (1940)
- The Battle of Gettysburg (1863)

Activity 1: Timeline Creation

Create a timeline of 5 major battles or turning points in history.


1. Use a pre-made template and focus on sequencing events (Foundation Level)
2. Create a timeline from scratch and analyze the relationships between events (Core Level)
3. Include multimedia elements and evaluate the significance of each event (Extension Level)



Map Analysis

Analyze an interactive map of a major battle or turning point.


Identify key geographical features and their impact on the battle's outcome.



Causes and Consequences

Create a diagram showing the causes and consequences of a major battle or turning point.


Consider the complex web of alliances and events that led to the outbreak of World War I, and the profound impact of World War II on the world.



Historical Figures

Research and create a short biography of a historical figure involved in a major battle or turning point.

- Napoleon Bonaparte
- Winston Churchill



Interactive Activities

Participate in a debate, role-playing activity, or game that simulates a major battle or turning point.

1. Debate: Discuss the impact of a major battle or turning point on contemporary society
2. Role-Play: Take on the role of a historical figure or soldier
3. Game: Play a game that simulates a major battle or turning point

Reflection and Evaluation

Keep a reflective journal throughout the lesson, noting what you have learned and what you would like to learn more about.

Evaluate your own learning and understanding of major battles and turning points.

Group Work

Participate in a group discussion or create a group presentation on a major battle or turning point.

1. Group Discussion: Discuss a major battle or turning point
2. Group Presentation: Create a presentation on a major battle or turning point

Technology Integration

Use digital tools to create interactive maps or timelines of major battles or turning points.

Use technology to create a virtual tour of a historical site or battlefield.

Cross-Curricular Links

Explore the geographical factors that influenced the outcome of major battles or turning points.

- Geography: Analyze the geographical features of a major battle or turning point
- English Literature: Analyze historical fiction and non-fiction texts related to major battles or turning points
- Mathematics: Apply mathematical skills to understand demographics, casualty numbers, and the economic impact of wars

Conclusion

Summarize what you have learned about major battles and turning points.

Think about what you would like to learn more about in future lessons.

Assessment

Complete a quiz to assess your understanding of major battles and turning points.

1. Quiz: Complete a quiz to assess your understanding
 2. Presentation: Present your group presentation or multimedia project
 3. Reflective Essay: Submit your reflective essay on what you have learned and how it has impacted your understanding of history
-

Extension Activities

Research and conduct an interview with a historical figure involved in a major battle or turning point.

- Historical Figure Interview: Research and conduct an interview
 - Battle Strategy Challenge: Work in a team to come up with an alternative strategy
 - Historical Documentary Creation: Create a short documentary about a major battle or turning point
-

Parent Engagement

Engage in historical activities with your child at home, such as creating a family timeline or discussing historical figures.

- History at Home: Engage in historical activities with your child
- Parent-Child Historical Walks: Take your child on historical walks around local areas
- Historical Figure of the Month: Learn about a different historical figure each month

