



## Introduction

*Welcome to our lesson on making predictions with pictures and text! In this activity, you will learn how to use clues from pictures and text to make educated guesses about what might happen next. This is an important skill that can help you in all areas of life, from reading books to making decisions.*

## What is a Prediction?

*A prediction is a guess or forecast about what might happen in the future. We make predictions based on clues and evidence that we gather from pictures and text. Can you think of a time when you made a prediction? What clues did you use to make your prediction?*

## Activity 1: Picture Prediction

---

*Look at the picture below and make a prediction about what might happen next.*

 Picture 1

## Using Clues to Make Predictions

---

*When we make predictions, we use clues from pictures and text to help us. Clues can be objects, characters, settings, and events. Can you find some clues in the picture below?*

 Picture 2

## Making Predictions with Text

*We can also make predictions using text. Read the passage below and make a prediction about what might happen next.*

Passage 1: The sun was shining brightly in the clear blue sky. The birds were singing their sweet melodies. Suddenly, a strong wind started blowing.

## ELL/ESL Support

*If you need help with vocabulary or understanding the text, use the word bank below to find the words you need.*

Word Bank:

- Shining
- Melodies
- Strong

*You can also use the sentence frames below to help you write your prediction.*


Sentence Frames:


- I think that \_\_\_\_\_ will happen next.
- I predict that \_\_\_\_\_ will occur.

## Activity 2 - Text and Picture Prediction

*Read the passage below and look at the picture. Make a prediction about what might happen next.*

Passage 2: The little boy was playing with his dog in the park. The dog was running around and barking loudly. Suddenly, the boy's ball went over the fence.

 Picture 3




## Reflection

*Think about the predictions you made in this activity. What clues did you use to make your predictions? Were your predictions correct? What did you learn from this activity?*

### Individual Reflection:


1. What was the most surprising thing you learned today?



2. How will this learning change your actions in the future?



3. What questions do you still have about making predictions?



## Creating Your Own Story

---

*Now it's your turn to create your own story using pictures and text. Use the space below to draw a picture and write a short story.*

[Space for drawing and writing]

## Sharing Your Story

---

*Share your story with a partner or in a small group. Ask each other questions about your stories and make predictions about what might happen next.*

## Conclusion

---

*Congratulations! You have completed the introduction to making predictions with pictures and text. Remember to always use clues and evidence to make educated guesses about what might happen next. Keep practicing and soon you will become a super predictor!*

