



Welcome to Creating Simple Stories

Welcome to our exciting journey of creating simple stories with pictures and basic vocabulary! This workbook is designed for 7-year-old beginners, and it's packed with fun and interactive activities to help you learn and practice your storytelling skills.

Vocabulary Building

Match the following vocabulary words with their meanings:

1. Character: _____
2. Setting: _____
3. Action: _____
4. Sequence: _____

Answers:

- Character: A person or animal in a story
- Setting: The time and place where a story happens
- Action: Something that happens in a story
- Sequence: The order in which events happen in a story

Picture Sequencing

Put the following pictures in the correct order to tell a story:

1. A picture of a boy waking up
2. A picture of a boy eating breakfast
3. A picture of a boy playing outside
4. A picture of a boy going to bed

Write a short paragraph describing the story:




Story Creation

Create your own story using the following pictures:

- A picture of a cat
- A picture of a dog
- A picture of a park

Write a short story using the pictures and the vocabulary words you learned:



Storytelling

Tell a story using the following prompt:

"One day, I went to the park and saw a..."

Use the vocabulary words you learned and describe what happened in the story:

Vocabulary Practice

Use the following vocabulary words in a sentence:

- Happy
- Big
- Little

Examples:


- *The happy dog ran in the park.*
- *The big cat slept on the couch.*
- *The little boy played with the ball.*

Picture Description

Describe the following picture:

A picture of a boy and a girl playing together

Use the vocabulary words you learned and describe what is happening in the picture:




Story Sequencing

Put the following events in the correct order to tell a story:

1. The boy and the girl went to the park.
2. The boy and the girl played together.
3. The boy and the girl had a picnic.
4. The boy and the girl went home.

Write a short paragraph describing the story:



Creative Writing

Create your own story using the following prompt:

"Imagine you are a character in a story. What happens to you?"

Write a short story using the vocabulary words you learned and describe what happens to your character:

Story Sharing

Share your story with a partner or in a small group.

Listen to their story and ask questions:

Conclusion

Congratulations! You have completed the workbook.

Remember to keep practicing your storytelling skills and using the vocabulary words you learned.

Have fun creating your own stories and sharing them with others!

