



Piano Adventures: Musical Discovery Worksheet

Meet the Piano Keys (15 minutes)

Let's explore the piano keyboard and learn about different keys!

Activity 1: The Colorful Keyboard

[Piano Keyboard Diagram]


1. Connect the dots to the matching piano keys
2. Color the black keys BLACK
3. Color the white keys WHITE
4. Draw CIRCLES around groups of 2 black keys
5. Draw SQUARES around groups of 3 black keys

Activity 2: High and Low Sounds Safari

Draw pictures of animals in their correct sound spaces:

High Sounds


Draw animals that make high sounds:



Examples: birds, mice, crickets

Low Sounds

Draw animals that make low sounds:




Examples: lions, bears, elephants

Finger Friends (20 minutes)

Let's make our fingers ready for playing!

Activity 1: Name Your Finger Family



Thumb (1)




Pointer (2)



Middle (3)



Ring (4)



Pinky (5)


1. Draw a happy face on each finger
2. Color each finger a different color
3. Write the number under each finger

Musical Patterns (15 minutes)

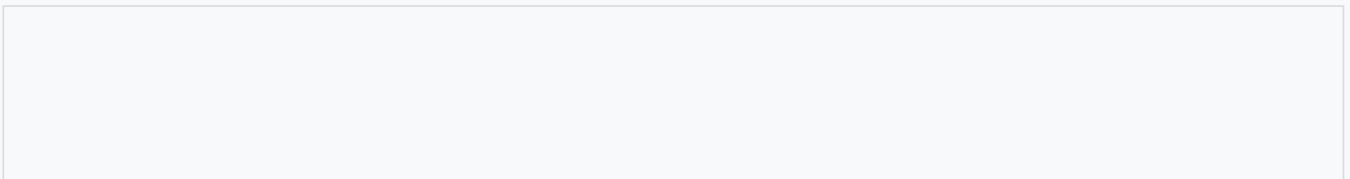
Discover how music moves up and down!

Activity 1: Connect the Musical Dots


Pattern 1: Going Up



Pattern 2: Going Down




Pattern 3: Zigzag




Activity 2: Create Your Own Patterns

My Pattern 1:



My Pattern 2:




My Pattern 3:

Rhythm and Movement (25 minutes)

Let's explore how music moves in time!

Activity 1: Clap and Count

Pattern A: Quarter Notes



Clap: ONE - TWO - THREE - FOUR

Pattern B: Half Notes



Clap: ONE-TWO - THREE-FOUR

Activity 2: Draw Your Rhythm

Create your own rhythm pattern using these shapes:



Quick Sound



Long Sound



Silent Beat

A large rectangular area defined by a dashed blue border, intended for drawing a rhythm pattern using the shapes defined above.

Musical Stories (30 minutes)

Create music that tells a story!

Activity 1: Weather Symphony

Sunny Day Music

Draw your sunny scene here

Use high, bright notes

Rainy Day Music

Draw your rainy scene here

Use soft, gentle notes

Thunder Storm Music

Draw your storm scene here

Use loud, dramatic notes

Rainbow Music

Draw your rainbow scene here

Use colorful, happy notes

Musical Emotions (20 minutes)

Discover how music can express feelings!

Activity 1: Emotion Sound Painting

Happy Music

Draw what happy music looks like:

- Fast or slow?
- Loud or soft?
- High or low notes?

Sad Music

Draw what sad music looks like:

- Fast or slow?
- Loud or soft?
- High or low notes?

Excited Music

Draw what excited music looks like:

- Fast or slow?
- Loud or soft?
- High or low notes?

Peaceful Music

Draw what peaceful music looks like:

- Fast or slow?
- Loud or soft?
- High or low notes?

Musical Games and Review (25 minutes)

Let's play with everything we've learned!

Activity 1: Musical Treasure Hunt

Find These Musical Treasures:

- Three black keys in a row
- Middle C
- Lowest white key
- Two black keys together
- Highest white key
- Your favorite key to play

Activity 2: Musical Memory Book

Draw pictures of your favorite things from today's lesson:

Favorite Song

Favorite Activity

New Thing I Learned

Musical Achievement Checklist

I Can...

- Find groups of 2 and 3 black keys on the piano
- Name all my finger numbers (1-5)
- Show how music can go up and down
- Create my own musical patterns

My Musical Journey

My favorite activity today was:

Something new I learned:

I want to practice more:

Teacher Notes

Date: _____

Teacher Signature: _____