



Meeting New Friends: An Introduction to Basic Greetings

Student Name: _____

Class: _____

Due Date: _____

Introduction to Meeting New Friends

Welcome to our lesson on meeting new friends!

In this activity, you will learn how to introduce yourself and greet others using basic expressions. Can you think of a time when you met someone new? How did you feel? What did you say?

Activity 1: Introduction Role-Play

1. Pair up with a friend or classmate.
2. Take turns introducing yourselves using the following expressions:
 - "Hello, my name is _____."
 - "Nice to meet you!"
3. Practice shaking hands and making eye contact.

Vocabulary Building

Match the following words with their meanings:

1. Greeting
 2. Introduction
 3. Farewell
 4. Conversation
- A) Saying goodbye
 - B) Talking to someone
 - C) Saying hello
 - D) Introducing oneself

Answers:

1. 1. C) Saying hello
2. 2. D) Introducing oneself
3. 3. A) Saying goodbye
4. 4. B) Talking to someone

Practice and Reinforcement

Complete the following conversations:

1. Person A: "Hello, my name is _____."
2. Person B: "Nice to meet you! My name is _____."


3. Person A: "What's your name?"
4. Person B: "My name is _____."
5. Person A: "Nice to meet you!"

Game and Activity

Play a matching game with the following words:

- Hello
- Goodbye
- Nice to meet you
- My name is

Match the words with their corresponding pictures.




Independent Practice

Write a short story about a time when you met someone new.

Use the following expressions:

- "Hello, my name is _____."
- "Nice to meet you!"
- "What's your name?"




Review and Reflection

Review what you have learned so far.

Can you think of a time when you used a greeting or introduction in a real-life situation? How did it make you feel?

Reflection Questions:

1. What did you learn about greetings and introductions?
2. How can you apply what you learned in real-life situations?



Extension Activity

Create a poster or drawing that shows different greetings and introductions.

Use the following expressions:

- "Hello, my name is _____."
- "Nice to meet you!"
- "What's your name?"



Assessment

Complete the following quiz:

1. What is a greeting?
 - a) Saying goodbye
 - b) Introducing oneself
 - c) Saying hello
 - d) Talking to someone

2. What is an introduction?
 - a) Saying goodbye
 - b) Introducing oneself
 - c) Saying hello
 - d) Talking to someone

Answers:

1. 1. c) Saying hello
2. 2. b) Introducing oneself

Conclusion

Congratulations! You have completed our lesson on meeting new friends.

Remember to practice your greetings and introductions in real-life situations.

Final Thoughts:

1. What did you learn about the importance of greetings and introductions?
2. How can you apply what you learned in your daily life?

Final Activity

Role-play a conversation with a friend or classmate.

Use the following expressions:

- "Hello, my name is _____."
- "Nice to meet you!"
- "What's your name?"

Advanced Concepts

In this section, we will explore more advanced concepts related to meeting new friends. We will discuss how to start and maintain conversations, how to ask open-ended questions, and how to actively listen to others.

Example: Starting a Conversation

Imagine you are at a party and you want to start a conversation with someone you don't know. You could say something like, "Hi, my name is _____. How do you know the host?" This is a great way to start a conversation because it shows interest in the other person and gives them an opportunity to talk about themselves.

Practice Questions:

1. What are some ways to start a conversation with someone you don't know?
2. How can you ask open-ended questions to keep a conversation going?
3. What are some active listening skills you can use to show interest in others?

Cultural Differences

When meeting new friends from different cultures, it's essential to be aware of cultural differences and nuances. For example, in some cultures, it's customary to bow or use formal titles when greeting someone, while in others, it's more casual and informal.

Case Study: Cultural Differences in Greetings

In Japan, it's customary to bow when greeting someone, while in the United States, it's more common to shake hands. Understanding these cultural differences can help you navigate social situations and avoid unintentionally offending someone.

Research Task:

Research different cultural greetings and customs from around the world. Create a list of at least 5 different cultures and their unique greetings.

Overcoming Shyness

For some people, meeting new friends can be intimidating, especially if they're shy or introverted. However, there are ways to overcome shyness and build confidence in social situations.

Example: Building Confidence

One way to build confidence is to start small. Instead of trying to meet new people in a large group, start with one-on-one interactions or small gatherings. You can also practice social skills, such as active listening and asking open-ended questions, to help you feel more comfortable in social situations.

Practice Questions:

1. What are some ways to overcome shyness when meeting new people?
2. How can you build confidence in social situations?
3. What are some social skills you can practice to help you feel more comfortable around others?

Technology and Social Media

In today's digital age, technology and social media play a significant role in meeting new friends. Social media platforms, such as Facebook and Twitter, can be great tools for connecting with others who share similar interests.

Case Study: Using Social Media to Connect

For example, you can join online groups or forums related to your hobbies or interests. This can be a great way to meet new people who share your passions and interests.

Research Task:

Research different social media platforms and their uses. Create a list of at least 3 different platforms and their potential uses for meeting new friends.

Conclusion

In conclusion, meeting new friends requires a combination of social skills, cultural awareness, and confidence. By practicing active listening, asking open-ended questions, and being aware of cultural differences, you can build strong relationships with others.

Example: Putting it all Together

Remember, meeting new friends is a process that takes time and effort. Don't be discouraged if it doesn't happen overnight. Keep practicing your social skills, and eventually, you'll build a strong network of friends and acquaintances.

Final Thoughts:

1. What are some key takeaways from this lesson on meeting new friends?
2. How can you apply what you've learned in your daily life?
3. What are some areas you'd like to improve on in terms of meeting new friends?

Final Project

For your final project, you will create a plan for meeting new friends in a real-life situation. This could be at a party, a social gathering, or even online.

Final Project:

Create a step-by-step plan for meeting new friends, including how you will introduce yourself, start conversations, and build relationships. Be sure to include specific examples and strategies for overcoming shyness and building confidence.



Meeting New Friends: An Introduction to Basic Greetings

Student Name: _____

Class: _____

Due Date: _____


Introduction to Meeting New Friends

Welcome to our lesson on meeting new friends!

In this activity, you will learn how to introduce yourself and greet others using basic expressions. Can you think of a time when you met someone new? How did you feel? What did you say?

Activity 1: Introduction Role-Play

1. Pair up with a friend or classmate.
2. Take turns introducing yourselves using the following expressions:
 - "Hello, my name is ____."
 - "Nice to meet you!"
3. Practice shaking hands and making eye contact.



Vocabulary Building

Match the following words with their meanings:

1. Greeting
 2. Introduction
 3. Farewell
 4. Conversation
- A) Saying goodbye
 - B) Talking to someone
 - C) Saying hello
 - D) Introducing oneself

Answers:

1. 1. C) Saying hello
2. 2. D) Introducing oneself
3. 3. A) Saying goodbye
4. 4. B) Talking to someone

Practice and Reinforcement

Complete the following conversations:

1. Person A: "Hello, my name is _____."
2. Person B: "Nice to meet you! My name is _____."


3. Person A: "What's your name?"
4. Person B: "My name is _____."
5. Person A: "Nice to meet you!"

Game and Activity

Play a matching game with the following words:

- Hello
- Goodbye
- Nice to meet you
- My name is

Match the words with their corresponding pictures.




Independent Practice

Write a short story about a time when you met someone new.

Use the following expressions:

- "Hello, my name is _____."
- "Nice to meet you!"
- "What's your name?"




Review and Reflection

Review what you have learned so far.

Can you think of a time when you used a greeting or introduction in a real-life situation? How did it make you feel?

Reflection Questions:

1. What did you learn about greetings and introductions?
2. How can you apply what you learned in real-life situations?




Extension Activity

Create a poster or drawing that shows different greetings and introductions.

Use the following expressions:

- "Hello, my name is _____."
- "Nice to meet you!"
- "What's your name?"



Assessment

Complete the following quiz:

1. What is a greeting?
 - a) Saying goodbye
 - b) Introducing oneself
 - c) Saying hello
 - d) Talking to someone

2. What is an introduction?
 - a) Saying goodbye
 - b) Introducing oneself
 - c) Saying hello
 - d) Talking to someone

Answers:

1. 1. c) Saying hello
2. 2. b) Introducing oneself

Conclusion

Congratulations! You have completed our lesson on meeting new friends.

Remember to practice your greetings and introductions in real-life situations.

Final Thoughts:

1. What did you learn about the importance of greetings and introductions?
2. How can you apply what you learned in your daily life?

Final Activity

Role-play a conversation with a friend or classmate.

Use the following expressions:

- "Hello, my name is _____."
- "Nice to meet you!"
- "What's your name?"

Well done on completing your homework children!