

Student Name: _____

Class: _____

Due Date: _____

Part 1: Musical Instrument Families (20 minutes)

Remember:

- Strings: Instruments that make sound with vibrating strings
- Woodwinds: Instruments that use breath and wooden reeds
- Brass: Instruments that use breath and metal mouthpieces
- Percussion: Instruments that are hit or shaken

Match the Instruments!

Draw a line connecting each instrument to its family:

- Piano
- Flute
- Trumpet
- Tambourine

- Percussion Family
- Brass Family
- Woodwind Family
- String Family

Part 2: Drawing Musicians (30 minutes)

Let's Draw a Musician!

Follow these steps to draw a musician with their instrument:

1. Draw a stick figure (use circles and lines)
2. Add basic shapes for the body
3. Draw simple clothes
4. Add an instrument using basic shapes
5. Include details and facial expressions

Draw your musician here!

Color and Details

Add color to your drawing and include at least 3 of these details:

- Movement lines showing music playing
- A background setting (stage, concert hall, etc.)
- Sparkles on the instrument
- Special clothing or accessories

Part 3: Creative Music Story (25 minutes)

Create Your Own Musical Story!

Write and illustrate a short story about your musician. Include:


- What instrument they play
- Where they are performing
- How the music makes people feel
- What happens during their performance

Write your story here...

Draw a picture for your story here!

Choose one activity to complete:

1. Design a new musical instrument
 - Draw and label your invention
 - Explain how it makes sound
 - Describe what it's made from
2. Create a mini comic strip about a band
 - Draw 4 panels showing a performance
 - Include speech bubbles
 - Show different instruments



Part 4: Musical Performance Reflection (20 minutes)

Think About Music!

Remember a time when you heard live music or watched a musical performance.

Answer these questions:

1. What instruments did you see or hear?

2. How did the music make you feel?

3. What was your favorite part of the performance?

Draw your favorite moment from the performance:

Draw here!

Part 5: World Music Exploration (25 minutes)

Discover Musical Instruments Around the World!

Match these traditional instruments to their countries:

- | | |
|---------------|---------------------|
| • Didgeridoo | ○ Scotland |
| • Sitar | ○ Australia |
| • Steel Drums | ○ India |
| • Bagpipes | ○ Caribbean Islands |

Design Your Own Cultural Celebration!

Create a festival poster that includes:

- Traditional instruments
- Cultural decorations
- Musicians in traditional clothes
- Festival name and details


Design your poster here!

Part 6: Music and Emotions (15 minutes)


Music Mood Board

Draw faces showing different emotions that music can make us feel:


Happy Music 😊




Sad Music 😞



Excited Music 🎉



Peaceful Music 😌



Congratulations! You've completed your musical journey through art!

Teacher Comments:

