

Introduction

The study of Ancient Egypt offers a fascinating glimpse into one of the most influential civilizations in human history. For 14-15 year old students, exploring the social hierarchy, daily life, and cultural achievements of Ancient Egypt can be a captivating and enriching experience. This lesson plan is designed to engage students in interactive learning activities, promoting a deeper understanding of the historical significance and cultural contributions of Ancient Egypt.

Subtitle

Exploring the Social Hierarchy, Daily Life, and Cultural Achievements of Ancient Egypt

Learning Objectives


- Analyze the social hierarchy of Ancient Egypt, including the roles of pharaohs, nobles, priests, and peasants
- Explain the significance of daily life in Ancient Egypt, including traditions, customs, and cultural practices
- Evaluate the impact of Ancient Egyptian cultural achievements on modern society
- Develop critical thinking skills through the examination of historical evidence and archaeological discoveries

Importance of Learning Objectives

Learning objectives are essential in ensuring that students understand the significance of Ancient Egyptian culture and its relevance to modern society. By analyzing the social hierarchy, daily life, and cultural achievements of Ancient Egypt, students can develop a deeper understanding of the historical context and cultural contributions of this ancient civilization.

Background Information

Ancient Egypt was a complex and sophisticated society, with a rigid social hierarchy that played a crucial role in shaping daily life. The pharaohs, considered to be gods on earth, held absolute power and were responsible for maintaining the balance and order of the universe. The nobles and priests supported the pharaohs, while the peasants made up the bulk of the population, working as farmers, laborers, and artisans.


 Picture of a Pharaoh

Geography and Climate

Ancient Egypt was located in northeastern Africa, along the Nile River. The Nile River played a crucial role in the development of Ancient Egyptian civilization, providing fertile soil, water, and a means of transportation. The climate in Ancient Egypt was hot and dry, with very little rainfall.

Key Aspects of Ancient Egyptian Daily Life

Aspect	Description
Family and Social Structure	Extended families, with the father as the head of the household, and a strong emphasis on social hierarchy
Education and Literacy	Limited to the wealthy and the priesthood, with a focus on reading, writing, and mathematics
Occupations and Economy	Agriculture, trade, and craftsmanship, with a strong emphasis on the Nile River and its annual flooding
Religion and Spirituality	Polytheistic, with a complex pantheon of gods and goddesses, and a strong emphasis on the afterlife

 Picture of an Ancient Egyptian Family


Daily Life in Ancient Egypt

Daily life in Ancient Egypt was shaped by the social hierarchy, with the pharaohs and nobles enjoying a life of luxury, while the peasants worked hard to survive. The daily life of an Ancient Egyptian included working in the fields, trading goods, and participating in religious rituals.

Differentiation Strategies

To cater to diverse learning needs, the following strategies will be employed:

- Visual aids: Incorporating images, diagrams, and videos to support visual learners
- Multimedia presentations: Using interactive presentations to engage students and provide opportunities for discussion
- Role-playing activities: Allowing students to take on roles and explore different perspectives, promoting empathy and understanding
- Group discussions: Encouraging students to share their thoughts and ideas, and to learn from one another

 Picture of a Student Using a Visual Aid

Assessment Opportunities

To assess student understanding, the following opportunities will be provided:

- Interactive quizzes: Using online quizzes or game-based assessments to evaluate student understanding
- Group presentations: Having students work in groups to create presentations on specific aspects of Ancient Egyptian daily life
- Reflective journals: Encouraging students to maintain a journal throughout the unit, reflecting on their learning and insights
- Debates and discussions: Hosting class debates and discussions to assess critical thinking and communication skills

Implementation Steps

1. Introduction to Ancient Egypt: Introduce the topic of Ancient Egypt, using a multimedia presentation to provide an overview of the civilization and its significance.
2. Social Hierarchy: Explore the social hierarchy of Ancient Egypt, using visual aids and interactive quizzes to reinforce understanding.
3. Daily Life: Examine daily life in Ancient Egypt, using role-playing activities and group discussions to promote empathy and understanding.
4. Cultural Achievements: Evaluate the cultural achievements of Ancient Egypt, using group presentations and debates to assess critical thinking and communication skills.
5. Reflection and Assessment: Reflect on student learning, using reflective journals and interactive quizzes to evaluate understanding and progress.

 Picture of a Teacher Implementing a Step

Time Management Considerations

To ensure efficient use of classroom time, the following tips will be employed:

- Clear instructions: Providing clear instructions and expectations for each activity
- Time limits: Setting time limits for each activity, and encouraging students to stay on task
- Transitions: Using smooth transitions between activities, to minimize downtime and keep students engaged
- Flexibility: Being flexible and adaptable, to accommodate different learning styles and needs

Student Engagement Factors

To enhance student participation and motivation, the following elements will be incorporated:

- Real-world connections: Highlighting the relevance and significance of Ancient Egyptian culture in modern society
- Hands-on activities: Incorporating hands-on activities, such as role-playing and simulations, to make learning more interactive and engaging
- Student choice: Offering students choices and opportunities for autonomy, to promote ownership and motivation
- Feedback and encouragement: Providing regular feedback and encouragement, to support student growth and development

 Picture of a Student Participating in a Hands-on Activity

Conclusion

By following these implementation steps, and incorporating the differentiation strategies, assessment opportunities, time management considerations, and student engagement factors outlined above, you can create a comprehensive and engaging lesson plan that promotes deep understanding and appreciation of Ancient Egyptian daily life and cultural achievements.

Appendices

The following appendices provide additional resources and information to support the lesson plan:

- Appendix A: Ancient Egyptian Timeline
- Appendix B: Ancient Egyptian Gods and Goddesses
- Appendix C: Ancient Egyptian Daily Life

Glossary

The following terms are defined to support student understanding:

- Pharaoh: The ruler of Ancient Egypt
- Noble: A member of the upper class in Ancient Egypt
- Priest: A religious leader in Ancient Egypt

References

The following sources were used to support the development of this lesson plan:

- Source 1: "Ancient Egypt" by National Geographic
- Source 2: "The Oxford History of Ancient Egypt" by Ian Shaw
- Source 3: "Ancient Egyptian Daily Life" by the British Museum

Index

The following index provides a list of key terms and concepts:

- Ancient Egypt
- Pharaoh
- Noble
- Priest

Conclusion

In conclusion, this lesson plan provides a comprehensive and engaging introduction to Ancient Egyptian daily life and cultural achievements. By incorporating differentiation strategies, assessment opportunities, time management considerations, and student engagement factors, teachers can create a supportive and inclusive learning environment that promotes deep understanding and appreciation of Ancient Egyptian culture.

Final Thoughts

The study of Ancient Egypt offers a fascinating glimpse into one of the most influential civilizations in human history. By exploring the social hierarchy, daily life, and cultural achievements of Ancient Egypt, students can develop a deeper understanding of the historical significance and cultural contributions of this ancient civilization.

Advanced Concepts

As students progress in their understanding of Ancient Egyptian daily life and cultural achievements, they can explore more advanced concepts, such as the role of women in Ancient Egyptian society, the significance of mummification and burial practices, and the impact of trade and commerce on the economy. These topics can be introduced through a combination of lectures, discussions, and interactive activities, such as debates, role-playing, and simulations.

Case Study: The Role of Women in Ancient Egyptian Society

In Ancient Egyptian society, women played a significant role in the family and community. They were responsible for managing the household, raising children, and participating in religious rituals. However, their rights and freedoms were limited, and they were often excluded from positions of power and authority. This case study will examine the role of women in Ancient Egyptian society, including their daily lives, social status, and cultural significance.

Teaching Strategies

To effectively teach Ancient Egyptian daily life and cultural achievements, teachers can employ a range of strategies, including lectures, discussions, group work, and interactive activities. These strategies can be tailored to meet the needs of different learners, including visual, auditory, and kinesthetic learners. Additionally, teachers can use technology, such as multimedia presentations and online resources, to enhance the learning experience and provide students with access to a wide range of information and resources.

Example: Using Multimedia Presentations to Teach Ancient Egyptian History

Multimedia presentations can be an effective way to teach Ancient Egyptian history, as they can incorporate images, videos, and audio clips to engage students and provide a comprehensive overview of the topic. Teachers can create their own presentations using software such as PowerPoint or Google Slides, or use existing resources, such as documentaries and educational videos.

Assessment and Evaluation

Assessment and evaluation are critical components of the learning process, as they provide teachers with feedback on student progress and understanding. To assess student learning, teachers can use a range of strategies, including quizzes, tests, projects, and presentations. These assessments can be formal or informal, and can be used to evaluate student knowledge, skills, and attitudes.

Assessment: Evaluating Student Understanding of Ancient Egyptian Daily Life

To evaluate student understanding of Ancient Egyptian daily life, teachers can use a range of assessment strategies, including quizzes, tests, and projects. For example, students can complete a quiz on the social hierarchy of Ancient Egypt, or create a project on the daily life of an Ancient Egyptian peasant. These assessments can provide teachers with feedback on student learning and understanding, and can be used to inform instruction and adjust the curriculum as needed.

Conclusion

In conclusion, teaching Ancient Egyptian daily life and cultural achievements can be a rewarding and engaging experience for students and teachers alike. By using a range of teaching strategies, including lectures, discussions, group work, and interactive activities, teachers can provide students with a comprehensive understanding of this fascinating topic. Additionally, by using assessment and evaluation strategies, teachers can provide feedback on student learning and understanding, and adjust the curriculum as needed to meet the needs of all learners.

Summary: Key Points to Remember

To summarize, the key points to remember when teaching Ancient Egyptian daily life and cultural achievements include the importance of using a range of teaching strategies, the need to assess and evaluate student learning, and the value of providing feedback and adjusting the curriculum as needed. By following these tips and strategies, teachers can create a supportive and inclusive learning environment that promotes deep understanding and appreciation of Ancient Egyptian culture.

Glossary

The following glossary provides definitions for key terms and concepts related to Ancient Egyptian daily life and cultural achievements:

- Pharaoh: The ruler of Ancient Egypt
- Noble: A member of the upper class in Ancient Egypt
- Priest: A religious leader in Ancient Egypt
- Mummification: The process of preserving the body after death
- Pyramid: A monumental structure built as a tomb for the pharaoh

References

The following references provide additional information and resources for teaching Ancient Egyptian daily life and cultural achievements:

- Source 1: "Ancient Egypt" by National Geographic
- Source 2: "The Oxford History of Ancient Egypt" by Ian Shaw
- Source 3: "Ancient Egyptian Daily Life" by the British Museum

Index

The following index provides a list of key terms and concepts related to Ancient Egyptian daily life and cultural achievements:

- Ancient Egypt
- Pharaoh
- Noble
- Priest
- Mummification
- Pyramid



Introduction to Ancient Egypt: Daily Life and Cultural Achievements

Introduction

The study of Ancient Egypt offers a fascinating glimpse into one of the most influential civilizations in human history. For 14-15 year old students, exploring the social hierarchy, daily life, and cultural achievements of Ancient Egypt can be a captivating and enriching experience. This lesson plan is designed to engage students in interactive learning activities, promoting a deeper understanding of the historical significance and cultural contributions of Ancient Egypt.

Subtitle

Exploring the Social Hierarchy, Daily Life, and Cultural Achievements of Ancient Egypt

Learning Objectives


- Analyze the social hierarchy of Ancient Egypt, including the roles of pharaohs, nobles, priests, and peasants
- Explain the significance of daily life in Ancient Egypt, including traditions, customs, and cultural practices
- Evaluate the impact of Ancient Egyptian cultural achievements on modern society
- Develop critical thinking skills through the examination of historical evidence and archaeological discoveries

Importance of Learning Objectives

Learning objectives are essential in ensuring that students understand the significance of Ancient Egyptian culture and its relevance to modern society. By analyzing the social hierarchy, daily life, and cultural achievements of Ancient Egypt, students can develop a deeper understanding of the historical context and cultural contributions of this ancient civilization.

Background Information

Ancient Egypt was a complex and sophisticated society, with a rigid social hierarchy that played a crucial role in shaping daily life. The pharaohs, considered to be gods on earth, held absolute power and were responsible for maintaining the balance and order of the universe. The nobles and priests supported the pharaohs, while the peasants made up the bulk of the population, working as farmers, laborers, and artisans.


 Picture of a Pharaoh

Geography and Climate

Ancient Egypt was located in northeastern Africa, along the Nile River. The Nile River played a crucial role in the development of Ancient Egyptian civilization, providing fertile soil, water, and a means of transportation. The climate in Ancient Egypt was hot and dry, with very little rainfall.

Key Aspects of Ancient Egyptian Daily Life

Aspect	Description
Family and Social Structure	Extended families, with the father as the head of the household, and a strong emphasis on social hierarchy
Education and Literacy	Limited to the wealthy and the priesthood, with a focus on reading, writing, and mathematics
Occupations and Economy	Agriculture, trade, and craftsmanship, with a strong emphasis on the Nile River and its annual flooding
Religion and Spirituality	Polytheistic, with a complex pantheon of gods and goddesses, and a strong emphasis on the afterlife

 Picture of an Ancient Egyptian Family


Daily Life in Ancient Egypt

Daily life in Ancient Egypt was shaped by the social hierarchy, with the pharaohs and nobles enjoying a life of luxury, while the peasants worked hard to survive. The daily life of an Ancient Egyptian included working in the fields, trading goods, and participating in religious rituals.

Differentiation Strategies

To cater to diverse learning needs, the following strategies will be employed:

- Visual aids: Incorporating images, diagrams, and videos to support visual learners
- Multimedia presentations: Using interactive presentations to engage students and provide opportunities for discussion
- Role-playing activities: Allowing students to take on roles and explore different perspectives, promoting empathy and understanding
- Group discussions: Encouraging students to share their thoughts and ideas, and to learn from one another

 Picture of a Student Using a Visual Aid

Assessment Opportunities

To assess student understanding, the following opportunities will be provided:

- Interactive quizzes: Using online quizzes or game-based assessments to evaluate student understanding
- Group presentations: Having students work in groups to create presentations on specific aspects of Ancient Egyptian daily life
- Reflective journals: Encouraging students to maintain a journal throughout the unit, reflecting on their learning and insights
- Debates and discussions: Hosting class debates and discussions to assess critical thinking and communication skills

Implementation Steps

1. Introduction to Ancient Egypt: Introduce the topic of Ancient Egypt, using a multimedia presentation to provide an overview of the civilization and its significance.
2. Social Hierarchy: Explore the social hierarchy of Ancient Egypt, using visual aids and interactive quizzes to reinforce understanding.
3. Daily Life: Examine daily life in Ancient Egypt, using role-playing activities and group discussions to promote empathy and understanding.
4. Cultural Achievements: Evaluate the cultural achievements of Ancient Egypt, using group presentations and debates to assess critical thinking and communication skills.
5. Reflection and Assessment: Reflect on student learning, using reflective journals and interactive quizzes to evaluate understanding and progress.

 Picture of a Teacher Implementing a Step

Time Management Considerations

To ensure efficient use of classroom time, the following tips will be employed:

- Clear instructions: Providing clear instructions and expectations for each activity
- Time limits: Setting time limits for each activity, and encouraging students to stay on task
- Transitions: Using smooth transitions between activities, to minimize downtime and keep students engaged
- Flexibility: Being flexible and adaptable, to accommodate different learning styles and needs

Student Engagement Factors

To enhance student participation and motivation, the following elements will be incorporated:

- Real-world connections: Highlighting the relevance and significance of Ancient Egyptian culture in modern society
- Hands-on activities: Incorporating hands-on activities, such as role-playing and simulations, to make learning more interactive and engaging
- Student choice: Offering students choices and opportunities for autonomy, to promote ownership and motivation
- Feedback and encouragement: Providing regular feedback and encouragement, to support student growth and development

 Picture of a Student Participating in a Hands-on Activity

Conclusion

By following these implementation steps, and incorporating the differentiation strategies, assessment opportunities, time management considerations, and student engagement factors outlined above, you can create a comprehensive and engaging lesson plan that promotes deep understanding and appreciation of Ancient Egyptian daily life and cultural achievements.

Appendices

The following appendices provide additional resources and information to support the lesson plan:

- Appendix A: Ancient Egyptian Timeline
- Appendix B: Ancient Egyptian Gods and Goddesses
- Appendix C: Ancient Egyptian Daily Life

Glossary

The following terms are defined to support student understanding:

- Pharaoh: The ruler of Ancient Egypt
- Noble: A member of the upper class in Ancient Egypt
- Priest: A religious leader in Ancient Egypt

References

The following sources were used to support the development of this lesson plan:

- Source 1: "Ancient Egypt" by National Geographic
- Source 2: "The Oxford History of Ancient Egypt" by Ian Shaw
- Source 3: "Ancient Egyptian Daily Life" by the British Museum

Index

The following index provides a list of key terms and concepts:

- Ancient Egypt
- Pharaoh
- Noble
- Priest

Conclusion

In conclusion, this lesson plan provides a comprehensive and engaging introduction to Ancient Egyptian daily life and cultural achievements. By incorporating differentiation strategies, assessment opportunities, time management considerations, and student engagement factors, teachers can create a supportive and inclusive learning environment that promotes deep understanding and appreciation of Ancient Egyptian culture.

Final Thoughts

The study of Ancient Egypt offers a fascinating glimpse into one of the most influential civilizations in human history. By exploring the social hierarchy, daily life, and cultural achievements of Ancient Egypt, students can develop a deeper understanding of the historical significance and cultural contributions of this ancient civilization.